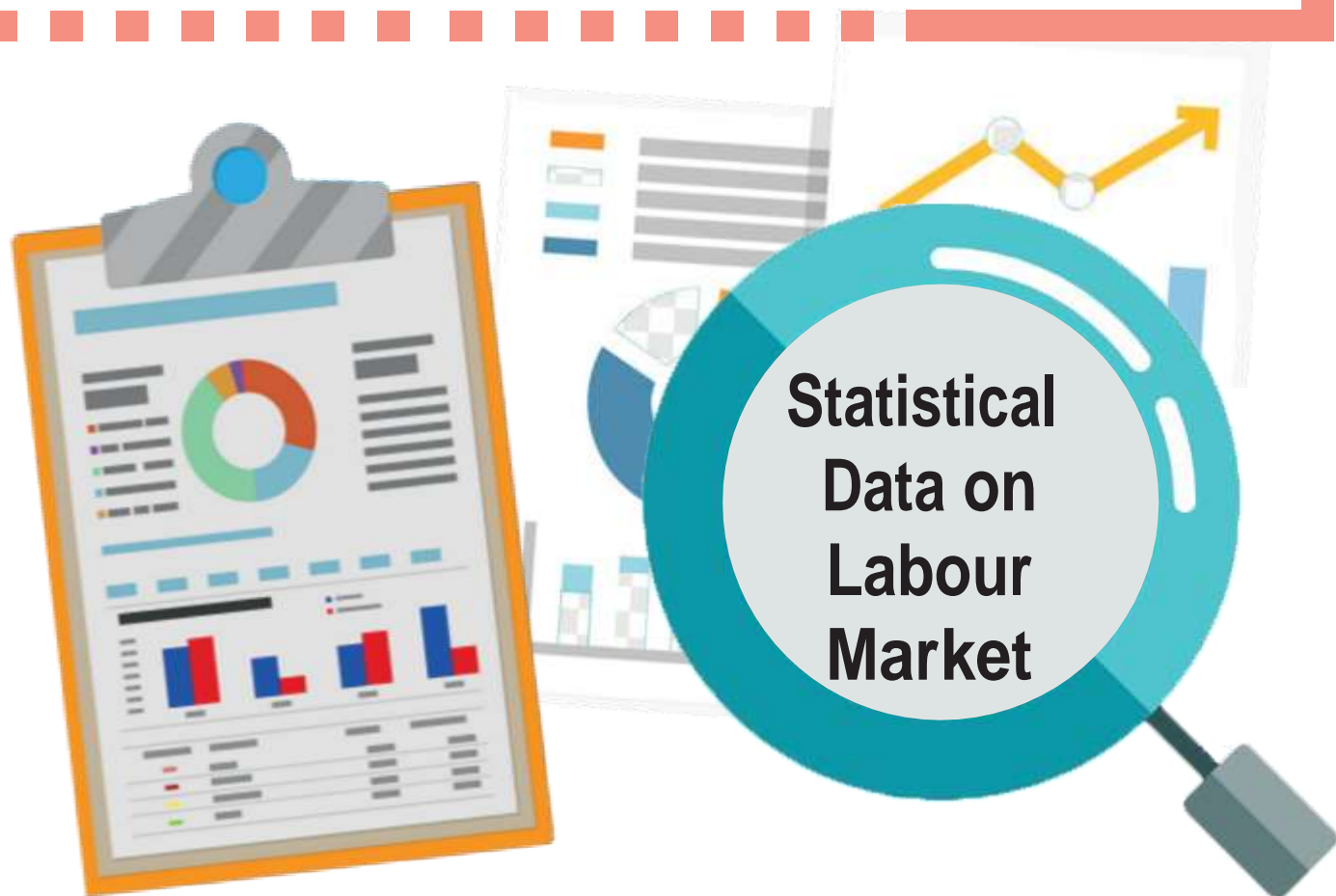


MINISTRY OF LABOUR, HUMAN RESOURCE DEVELOPMENT AND TRAINING  
(Human Resource Development and Training Division)

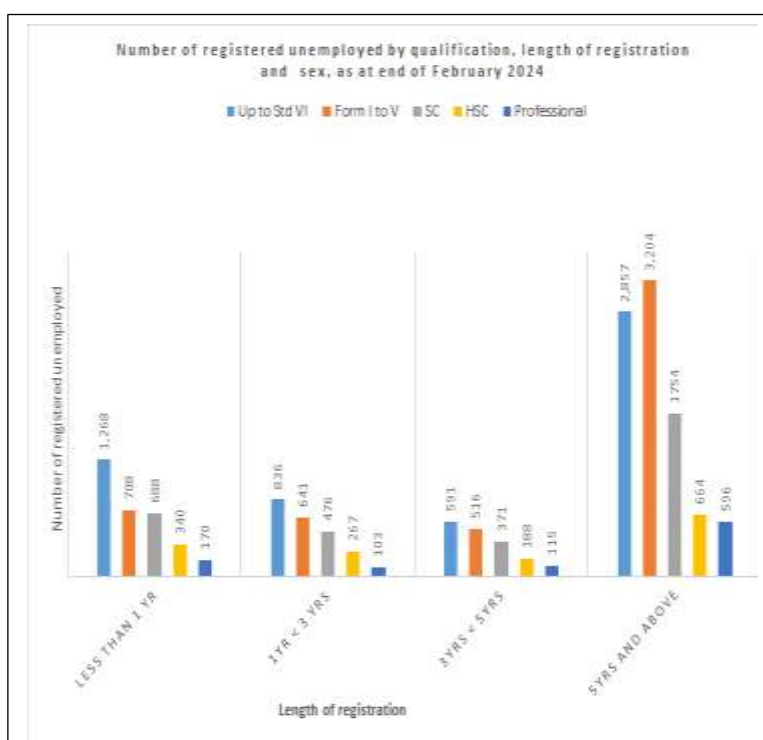
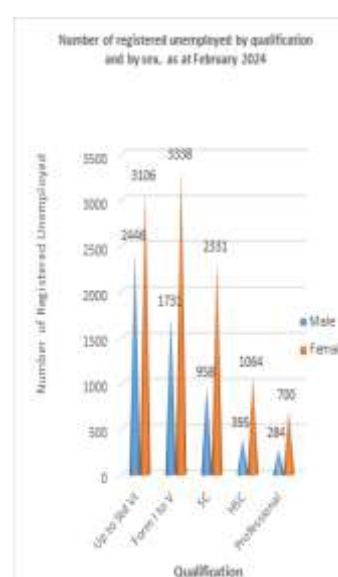
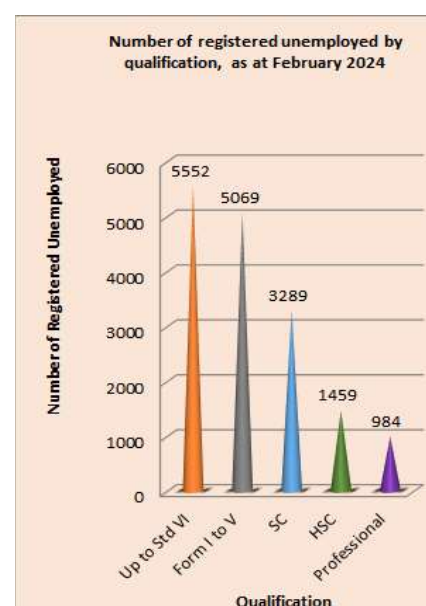
NATIONAL EMPLOYMENT DEPARTMENT  
MONTHLY BULLETIN  
FEBRUARY 2024



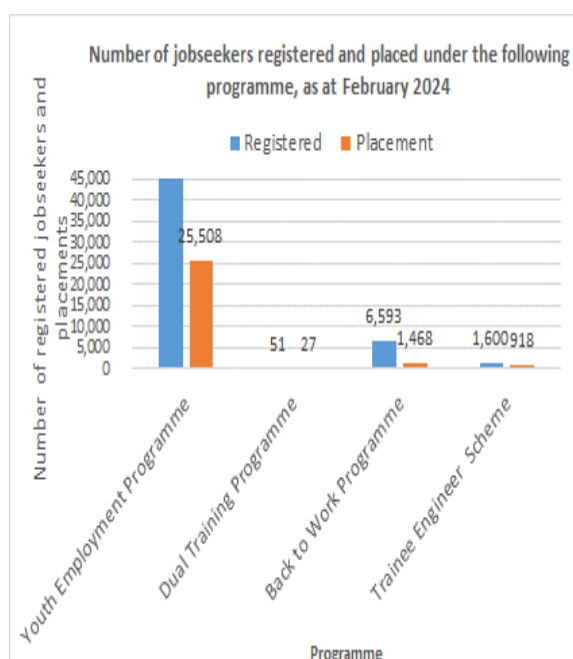
36, 048 jobseekers seeking employment including (16, 353) as unemployed or a better job (19, 695) as at end of February 2024



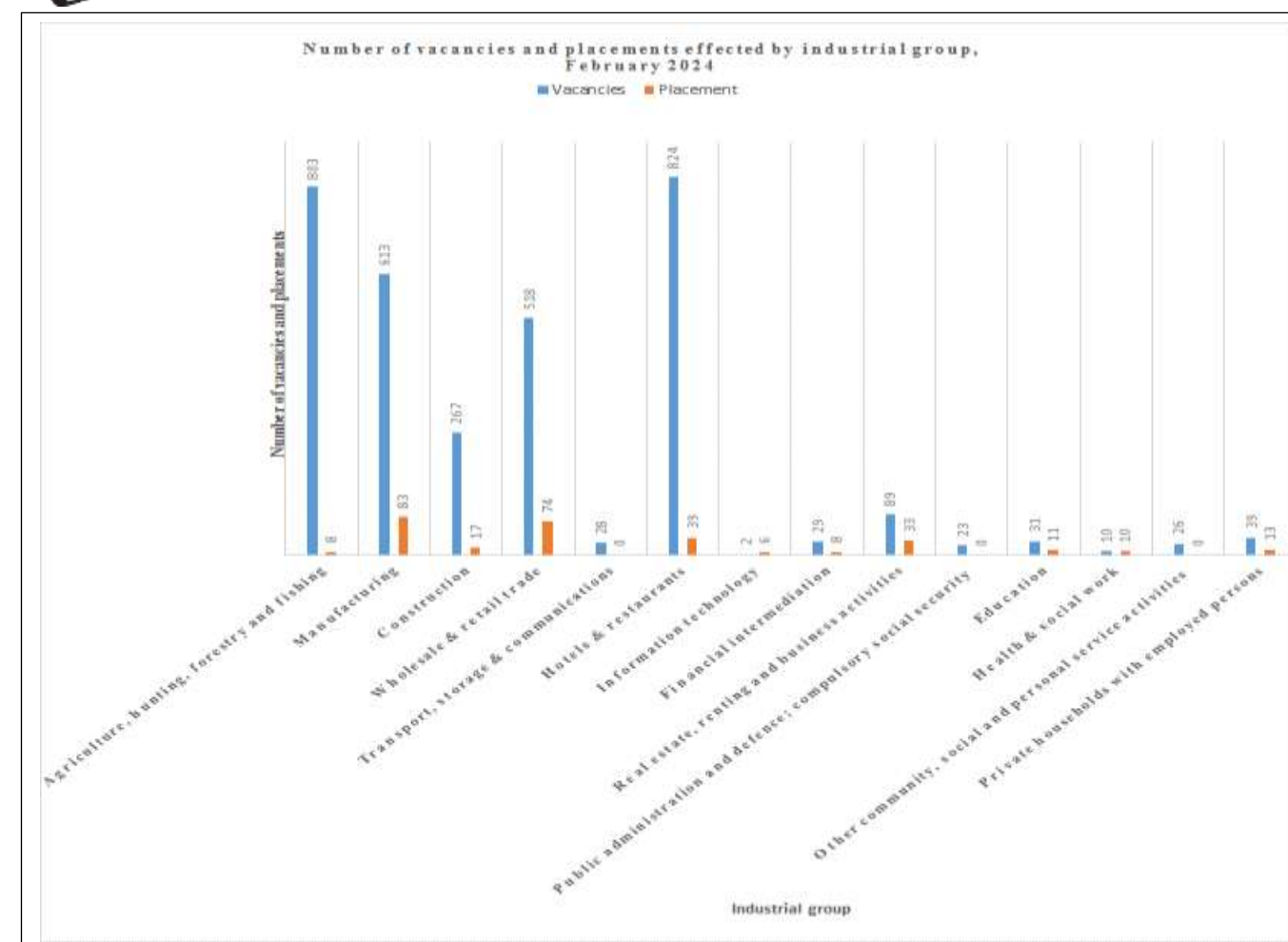
### Profiling of unemployed jobseekers



### Training Programmes



## Vacancies & Placement – Industrial Group



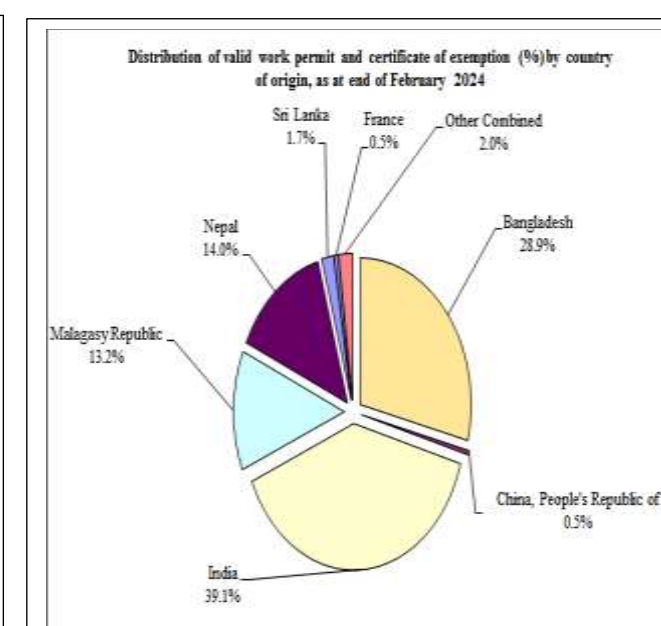
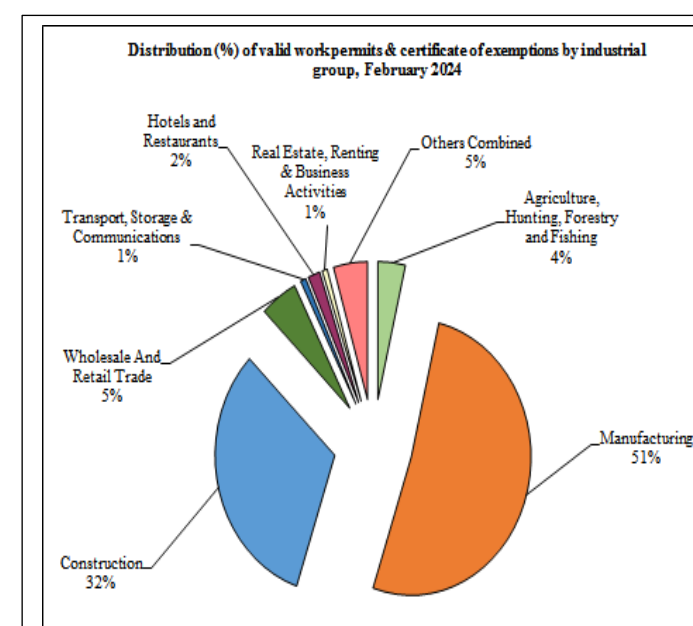
### Foreign Workers (Work Permits and Certificate of Exemption: 40 552)




Male: 35 735



Female: 4 817





**Please Open To View**

# National Employment Department Monthly Bulletin - February 2024

## CONTENTS

	Page
<b>Fact Sheet on Labour Market Indicators</b>	4a - 4b
<b>Section 1 - Registered unemployed in Mauritius</b>	
<b>1. Introduction</b>	6 - 19
<b>2. Registered jobseekers, as at the end of February 2024</b>	6 - 10
Table 1 - Number of registered Unemployed and In Employment jobseekers by sex, as at end of February 2024	6
Table 2 - Registered unemployed jobseekers by age group and sex, as at end of February 2024	7
Table 3 - Registered unemployed jobseekers by qualification and sex, as at end of February 2024	8
<b>3. In employment and seeking another job</b>	10
<b>4. De-registration</b>	10
<b>5. Vacancies</b>	10 - 11
Table 4 - Number of vacancies notified in February 2024	10
Table 4a - Number of vacancies notified by occupation (20 and more) in February 2024	11
<b>6. Workfare Programme</b>	12
Table 5 - Laid off workers registered and redeployed for the month of February 2024	12
<b>7. Magazine de L'Emploi et des Metiers</b>	12
Table 6 - Statistics on Magazine de L'Emploi et des Metiers, as at 29 February 2024	12
<b>8. Website of National Employment Department</b>	13
Table 7 - Statistics on the website	13
<b>9. Youth Employment Programme, Dual Training Programme, Back to Work Programme and Trainee Engineer Scheme</b>	13 - 16
<b>10. Career Guidance Service Unit</b>	16
<b>11. Outward Labour Migration</b>	17
<b>12. Job Placement</b>	17 - 18
Table 8 - Type of placements by sex, February 2024	18
<b>12. Work Permits and Certificates of Exemption</b>	18 - 19
Table 9 - Number of registered unemployed by qualification, length of registration, sex & age group, as at end of February 2024	20 - 20a
10 - Number of registered Unemployed and In Employment jobseekers by EIC and sex, as at end of February 2024	21
11 - Change in number of registered unemployed by age group & sex, January 2024 - February 2024	22
12 - Number of registered unemployed by occupational group & sex, as at end of February 2024	22
13 - Number of registered unemployed by district and sex, as at end of February 2024	24
14 - Number of registered unemployed by locality and sex, as at the end of February 2024	24 - 26
15 - Number of registered unemployed with disabilities by nature of disability and sex, as at end of February 2024	27

Table 16	- Number of unemployed new registrants, re-registrants & those who reported for maintaining their registration by Employment Information Centre & sex, February 2024	28
17	- Change in the number of new unemployed registrants by educational attainment & sex, January 2024 - February 2024	29
18	- Number of new unemployed registrants by educational attainment, sex & age group, February 2024	29
19	- Number of new unemployed registrants by occupational group and sex, February 2024	30
20	- Number of In Employment new registrants, re-registrants & those who reported for maintaining their registration by Employment Information Centre & sex, February 2024	30
21	- Number of Unemployed and In Employment jobseekers de-registered by EIC and sex, February 2024	31
22	- Number of vacancies notified in EICs by industrial group and sex, February 2024	32
23	- Number of vacancies notified in the press by industrial group and sex, February 2024	32
24	- Number of vacancies notified in the press and in EICs by industrial group and skill level, February 2024	33
25	- Change in number of vacancies notified in the press and in EICs by industrial group, January 2024 - February 2024	35
26	- Number of placements effected under the Youth Employment Programme (private sector) by industrial group and sex, February 2024	36
27	- Result of submission of candidates to employers for job placement effected in February 2024	37
28	- Number of placements effected by industrial group, occupation and sex, February 2024	38 - 41

### Work Permits and Certificates of Exemption

Table 29	- Number of new work permits issued by industrial group, occupation and sex, February 2024	43 - 45
30	- Number of work permits renewed by industrial group, occupation and sex, February 2024	46 - 51
31	- Number of new work permits issued and renewed work permits by country of origin and sex, February 2024	52
32	- Number of new and renewed work permits by industrial group and sex, February 2024	54
33	- Number of certificates of exemption issued and renewed by country of origin & sex, February 2024	55
34	- Number of valid work permits and certificates of exemption by industrial group & sex, as at end of February 2024	56
35	- Number of valid work permits and certificates of exemption by country of origin & sex, as at end of February 2024	57 - 58
36	- Number of valid work permits and certificate of exemption (more than 50) by occupation and sex, as at end of February 2024	59 - 61
37	- Number of valid work permits and certificates of exemption by industrial group, country of origin & sex, as at end of February 2024	62 - 66
38	- Number of valid work permits and certificates of exemption by industrial group, occupation & sex, as at end of February 2024	67 - 95

### Section 2 - Registered unemployed in the Island of Rodrigues

Table 1.1	- Number of registered unemployed and in employment jobseekers by sex, as at end of February 2024	97
1.2	- Number of registered unemployed and in employment by sex and age group, as at end February 2024	97
1.3	- Registered unemployed jobseekers by qualification & sex, as at end of February 2024	98
1.4	- Number of registered unemployed by qualification, length of registration, sex & age group, as at end of February 2024	99 - 100
1.5	- Number of registered unemployed by occupational group & sex, as at end of February 2024	102
1.6	- Number of Unemployed and In Employment new registrants, re-registrants & those who reported for maintaining their registration by sex, February 2024	102
1.7	- Number of registered unemployed with disabilities by nature of disability and sex, as at end of February 2024	103

### Glossary

## FIGURES

### ISLAND OF MAURITIUS

Figure 1	- Registered unemployed by educational attainment, as at end of February 2024	23
2	- Number of registered unemployed by age group & sex, as at end of February 2024	23
3	- Number of vacancies by industrial group, February 2024	34
4	- Distribution (%) of vacancies by skill level, February 2024	34
5	- Distribution (%) of new work permits & renewed work permits by country of origin, February 2024	53
6	- Number of new work permits issued & renewed work permits by industrial group, February 2024	53

### ISLAND OF RODRIGUES

Figure 7	- Registered unemployed by educational attainment, as at end of February 2024	101
8	- Number of registered unemployed by age group & sex, as at end of February 2024	101

## Fact Sheet on Labour Market Indicators: Human Resource Development and Training Division

Indicators	Jan-24	Feb-24	Change	% Change
<b>Registered jobseekers</b>	<b>35,764</b>	<b>36,048</b>	<b>284</b>	<b>1</b>
Male	15,377	15,484	107	1
Female	20,387	20,564	177	1
<b>Registered unemployed jobseekers</b>	<b>16,230</b>	<b>16,353</b>	<b>123</b>	<b>1</b>
Male	5,768	5,814	46	1
Female	10,462	10,539	77	1
<b>Registered In employment jobseekers</b>	<b>19,534</b>	<b>19,695</b>	<b>161</b>	<b>1</b>
Male	9,609	9,670	61	1
Female	9,925	10,025	100	1
<b>Registered unemployed professional jobseekers</b>	<b>991</b>	<b>984</b>	<b>-7</b>	<b>-1</b>
Male	290	284	-6	-2
Female	701	700	-1	0
<b>Registered unemployed youth jobseekers (16 - 35 years)</b>	<b>9,654</b>	<b>9,782</b>	<b>128</b>	<b>1</b>
Male	3,678	3,722	44	1
Female	5,976	6,060	84	1
<b>Registered new unemployed jobseekers</b>	<b>567</b>	<b>619</b>	<b>52</b>	<b>9</b>
Male	269	276	7	3
Female	298	343	45	15
<b>Registered unemployed jobseekers with disabilities</b>	<b>114</b>	<b>109</b>	<b>-5</b>	<b>-4</b>
Male	85	81	-4	-5
Female	29	28	-1	-3
<b>Vacancies notified or advertised</b>	<b>2,189</b>	<b>3,302</b>	<b>1,113</b>	<b>51</b>
Employment Information Centres	2,136	2,806	670	31
Press	53	496	1,380	2,604
<b>Jobseekers referred for vacancies notified</b>	<b>2,862</b>	<b>3,006</b>	<b>144</b>	<b>5</b>
Male	1,077	1,345	268	25
Female	1,785	1,661	-124	-7
<b>Jobseekers placed</b>	<b>542</b>	<b>400</b>	<b>-142</b>	<b>-26</b>
Male	282	166	-116	-41
Female	260	234	-26	-10
<b>Valid work permits</b>	<b>32,937</b>	<b>33,507</b>	<b>570</b>	<b>2</b>
Male	28,170	28,834	664	2
Female	4,767	4,673	-94	-2
<b>Valid certificates of exemption</b>	<b>6,057</b>	<b>7,045</b>	<b>988</b>	<b>16</b>
Male	5,918	6,901	983	17
Female	139	144	5	4

For more information, visit the website of the Human Resource Development and Training Division:  
<https://mauritiusjobs.govmu.org>

## Fact Sheet on Labour Market Indicators: Statistics Mauritius

Indicators	3 <sup>rd</sup> Quarter 2023	4 <sup>th</sup> Quarter 2023
<b>Active Population ( Labour Force)</b>	<b>593,300</b>	<b>596,100</b>
Male	344,000	344,000
Female	249,300	252,100
<b>Activity rate (%)</b>	<b>58.4</b>	<b>58.7</b>
Male	70.0	70.0
Female	47.6	48.1
<b>Employed population</b>	<b>556,100</b>	<b>559,700</b>
Male	328,200	329,600
Female	227,900	230,100
<b>Unemployed population</b>	<b>37,200</b>	<b>36,400</b>
Male	15,800	14,400
Female	21,400	22,000
<b>Unemployed with tertiary qualifications</b>	<b>6,400</b>	<b>9,500</b>
Male	2,300	3,000
Female	4,100	6,500
<b>Unemployed youth (16-35 years)</b>	<b>26,900</b>	<b>29,000</b>
Male	12,000	11,600
Female	14,900	17,400
<b>Unemployment rate (%)</b>	<b>6.3</b>	<b>6.1</b>
Male	4.6	4.2
Female	8.6	8.7
	<b>2023<sup>1</sup></b>	<b>2024<sup>2</sup></b>
GDP Growth Rate at market prices (%)	+7.0	+6.5
	<b>2022</b>	<b>2023</b>
The Headline Inflation Rate (%) for year	10.8	7.0

For more information, visit the website of Statistics Mauritius: <https://statsmauritius.govmu.org>

<sup>1</sup> Revised

<sup>2</sup> Forecast



# SECTION I



## National Employment Department Monthly Bulletin – February 2024

### 1. Introduction

This is a monthly bulletin prepared by the Ministry of Labour, Human Resource Development and Training to present data on registered unemployed, vacancies, placements of jobseekers and work permits. This present issue refers to the month of February 2024 for the Island of Mauritius and Island of Rodrigues.

The data are compiled based on information collected at the thirteen Employment Information Centres (EICs) throughout the island and at the different units of the National Employment Department.

Registered unemployed comprise new registrants, re-registrants and those maintaining their registration. “New registrants” refers to new jobseekers wishing to be placed on the live register of unemployed of the National Employment Department. “Re-registrants” refers to those who have ceased registration for a period not exceeding two years, and come back to be re-admitted on the live register. If the break is more than two years then the case will be considered as a new one.

### 2. Registered jobseekers as at the end of February 2024

The total number of registered unemployed at the end of February 2024 stood at 16,353 (5,814 males and 10,539 females). These figures include laid off workers who are registered under the Workfare Programme.

In addition to registered unemployed, 19,695 jobseekers (9,670 males and 10,025 females), who though already in employment, were registered at the Employment Information Centres, in search of a better job.

**Table 1 - Number of registered Unemployed and In Employment jobseekers by sex, as at end of February 2024**

<b>Registered Jobseekers</b>	<b>Male</b>	<b>Female</b>	<b>Both sexes</b>
Unemployed	5,814	10,539	16,353
In Employment	9,670	10,025	19,695
<b>Total</b>	<b>15,484</b>	<b>20,564</b>	<b>36,048</b>

## 2.1 Distribution of registered unemployed by sex and age, qualification, length of registration, occupational group, district, locality and disability as at the end of February 2024

### 2.1.1 Distribution by sex and age (Tables 2 and 9)

The proportion of females among the registered unemployed was 64% against 36% for males. The proportion of registered unemployed aged between 16 and 29 years was 50% for males and 38% among females respectively. The mean age worked out to 34 years for male and 36 years for female jobseekers. The table below provides for the profile of registered unemployed jobseekers by age group.

**Table 2 - Registered unemployed jobseekers by age group and sex, as at end of February 2024**

Age group	Male		Female		Total	
	Number	%	Number	%	Number	%
16-29	2,891	50	3,995	38	6,886	42
30-34	709	12	1,726	16	2,435	15
35-39	506	9	1,452	14	1,958	12
40-44	552	9	1,564	15	2,116	13
45-49	420	7	1,062	10	1,482	9
50-54	293	5	430	4	723	4
55-65	443	8	310	3	753	5
<b>Total</b>	<b>5,814</b>	<b>100</b>	<b>10,539</b>	<b>100</b>	<b>16,353</b>	<b>100</b>

### 2.1.2 Distribution by qualification (Table 9)

Among the registered unemployed, some 25% have never been to school or did not pass the Certificate of Primary Education; while about 9% possessed the CPE as the only qualification. Another 31% have followed secondary education (Form I to V), without passing the School Certificate. The proportion of registered unemployed with SC, HSC and tertiary education were 20%, 9% and 6% respectively.

In general, female registered unemployed are more qualified than their male counterparts. The percentage of males and females who did not possess their Certificate of Primary Education was 32% and 21% respectively. On the other hand, 16% of males and 22% of females registered unemployed have attained the School Certificate, 7% of males and 10% of females the Higher School Certificate and 5% of males and 7% of females as professionals. The next table provides for the profile of registered unemployed jobseekers by qualification and sex.

**Table 3 - Registered unemployed jobseekers by qualification and sex, as at end of February 2024**

Qualification	Male		Female		Total	
	Number	%	Number	%	Number	%
Education Nil + Std VI Failed	1,847	32	2,235	21	4,082	25
Standard VI Passed	599	10	871	8	1,470	9
Form I to V (including SC failed)	1,731	30	3,338	32	5,069	31
SC	958	16	2,331	22	3,289	20
HSC	395	7	1,064	10	1,459	9
Professional	284	5	700	7	984	6
<b>Total</b>	<b>5,814</b>	<b>100</b>	<b>10,539</b>	<b>100</b>	<b>16,353</b>	<b>100</b>

### ***2.1.3 Distribution by length of registration (Table 9)***

Out of the 16,353 registered unemployed as at the end of February 2024, 19% have registered for less than one year and 14% have been registered for a period between one and three years. It is to be noted that 55% have been on the registration list for five years or more. On average, an unemployed has been in registration for 3.6 years. The average length of registration for females being slightly higher than that of males, 3.7 years compared to 3.3 years.

### ***2.1.4 Number of registered unemployed & In employment by EICs & Gender (Table 10)***

Table 10 provides for the number of registered Unemployed and In Employment jobseekers by EIC and sex, as at the end of February 2024.

### ***2.1.5 Comparison with the previous month (Table 11)***

Compared to January 2024, the number of registered unemployed has increased by 123 from 16,230 from January 2024 to 16,353 for February 2024 (Table 11).

### ***2.1.6 Distribution by occupational group (Table 12)***

Registered unemployed are classified into occupational groups according to their previous work experience or their technical or professional qualifications. Among the 16,353 unemployed registrants, (25%) were classified as “Clerical Support Workers”, (22%) were classified as “Service and Sales Workers” and (17%) were engaged in “Elementary Occupations. About (6%) had never worked and did not possess any technical or professional qualifications while (6%) were classified as “Managers; Professionals”.

### **2.1.7 Geographical distribution (Tables 13 & 14)**

Table 13 gives the distribution of registered unemployed by district and sex. An analysis of registered unemployed by locality shows that the region of Port Louis had the greatest number of registered unemployed (1,965) followed by Quatre Bornes and Vacoas (823 and 818 respectively). The lowest number of registered unemployed are at Belle Village (1), followed by Tamarin (20) and Case Noyale (24).

### **2.1.8 Registered unemployed with disabilities (Table 15)**

Among the 16,353 unemployed registrants, 109 persons with disabilities were looking for work comprising of 81 males and 28 females. Table 15 gives the number of registered unemployed with disabilities by their type of disability.

## **2.2 New registration, re-registration and maintaining registration in February 2024**

### **2.2.1 New registration**

In February 2024, 619 persons (276 males and 343 females) have registered themselves as unemployed for the first time (Table 16). Compared to January 2024, the number of new unemployed registrants has increased by 52, from 567 for January 2024 to 619 for February 2024 (Table 17).

About 76% of the new registrants were aged between 16 and 29 years old and 11% were aged between 30 and 39 old. Those aged 40 years and above amounted to 83 i.e. 13% (Table 18).

Among years the new unemployed registrants, for the month of February 2024, 214 (35%) have never been to school or have attained only primary school level. Of these 45 (21%) have achieved the Certificate of Primary Education. Some 23% have followed the secondary education without passing the School Certificate; 24% had the School Certificate and 13% possessed the Higher School Certificate as their highest qualification. Among the new registrants, 28 (5%) were holders of professional qualifications (Table 18).

Out of the 619 new registrants, 110 (18%) persons had neither worked before nor undergone any technical or professional training. Some 21% had previous work experience or were qualified to work as “Clerical Support Workers” and 20% of the new unemployed registrants were classified under “Service and sales workers”. About 15% had been engaged in “Elementary Occupations”. Among the new registered unemployed, 39 (6%) had work experience or were qualified as “Managers; Professionals” (Table 19).

### 2.2.2 Re-registration and maintaining registration

The total number of re-registration for the month of February 2024 stood at 913 (382 males and 531 females). A total of 3,110 unemployed persons (1,024 males and 2,086 females) reported to the Employment Information Centres to maintain their registration (Table 16).

### 3. In employment and seeking another job

During the month of February 2024, 990 persons who, though already in employment, registered themselves at the Employment Information Centres in search of better jobs. Among them, 187 (93 males and 94 females) were new registrants and 803 (434 males and 369 females) were re-registrants (Table 20).

There were also 4,394 registrants, in employment, who reported to the Employment Information Centres to maintain their registration comprising of 2,165 males and 2,229 females.

### 4. De-Registration

De-Registration refers to jobseekers who fail to maintain their registration during the month and consequently their applications are removed from the live register and placed in a dormant register.

During the month of February 2024, 2,173 (1,046 males and 1,127 females) jobseekers have de-registered their application as jobseeker, out of which 1,124 (487 males and 637 females) were unemployed jobseekers and 1,049 (559 males and 490 females) as in employment jobseekers (Table 21).

### 5. Vacancies

In February 2024, vacancies notified to the Employment Information Centres numbered to 2,806. The highest number of vacancies being, 720 was advertised in the “*Agriculture, Forestry and Fishing*” sector (Table 22).

A total of 496 vacancies has been notified in the press during the month of February 2024. The highest of the vacancies were from “*Manufacturing*” sector with 165 vacancies (Table 23).

Overall, the total number of vacancies notified for the month of February 2024 was 3,302. The next table provides for the number of vacancies notified in February 2024.

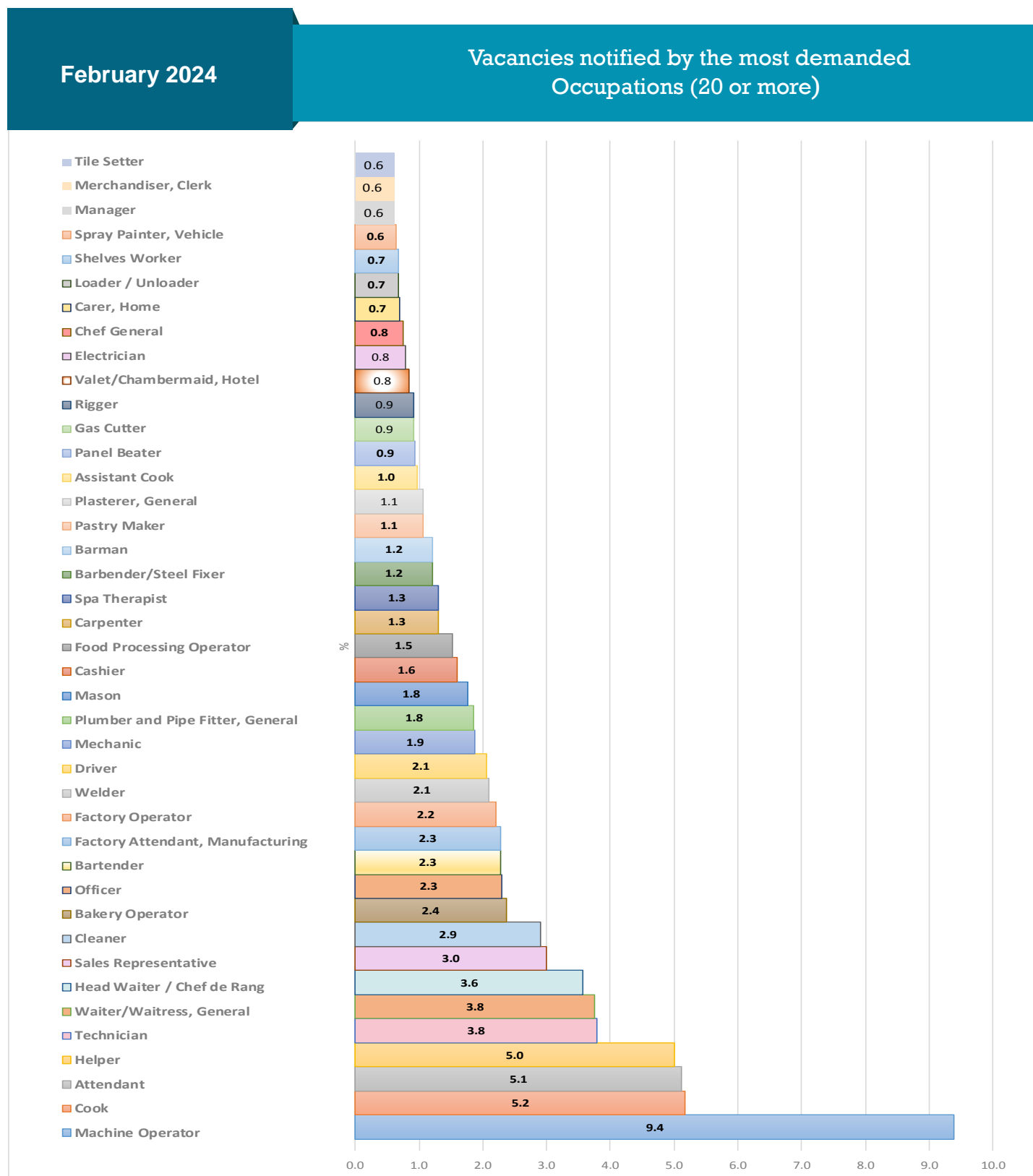
**Table 4 - Number of vacancies notified in February 2024**

Notification	Male	Female	Either male or female	Total
EICs	1,422	209	1,175	2,806
Press	0	0	496	496
<b>Total</b>	<b>1,422</b>	<b>209</b>	<b>1,671</b>	<b>3,302</b>

Table 24 shows the distribution of vacancies by industry and skill level. Compared to January 2024, the number of vacancies for the month of February 2024 has increased by 1,113 as shown in Table 25.

The next table provides for the number of vacancies notified by the most demanded occupations in February 2024.

**Table 4a:**



The most demanded vacancies in February 2024 represent 9.4% for Machine Operator, 5.2% for Cook and 5.1% for Attendant.

## 6. Workfare Programme

The role of the National Employment Department is to facilitate redeployment of laid-off workers for those who have opted for job placement. The laid off workers are eligible to a Transitional Unemployment Benefit (TUB) for a period of maximum 12 months.

The number of laid-off workers still registered under the Workfare Programme as at 29 February 2024 stood at 2,653 (1,593 males, 1,060 females).

For the month of February 2024, 223 laid off workers (145 males, 78 females) were registered. 30 laid off workers (14 males, 16 females) were placed during the same month.

**Table 5 - Laid off workers registered and redeployed for the month of February 2024**

Reported to National Employment Department for Redeployment			Redeployed		
Male	Female	Total	Male	Female	Total
145	78	223	14	16	30

## 7. Magazine de L'Emploi et des Metiers



During the month of February 2024, 4 programmes consisting of 473 vacancies were broadcast.

Reportages were conducted on the Polytechnics career Counselling workshop, Sir Gaetan Duval Hotel School and the career fair organized by Rotary Club during the month of February 2024. 17 jobseekers (7 males and 10 females) were placed during the said month.

Since the start of the programme in 21 April 2007, the number of jobseekers placed has reached 12,306.

**Table 6 - Statistics on Magazine de L'Emploi et des Metiers as at 29 February 2024**

Number of programmes broadcast	<b>984</b>
Number of vacancies broadcast	<b>192,572</b>
Number of placement	<b>12,306</b>



**8. The website of National Employment Department:** <https://mauritiusjobs.govmu.org>



The website <https://mauritiusjobs.govmu.org> was launched in September 2014. The objective of the website is as follows:

- To have a dedicated and state of the art interactive website for jobseekers and employers that will be more user-friendly and responsive.
- To incorporate overseas vacancies notified in the context of the International Organization for Migration (IOM).
- To provide a quicker search engine both for jobseekers and employers.

**The Benefits of the Website are:**

- Jobseekers can view latest vacancies both local and abroad
- Jobseekers can apply for jobs directly
- Employers can upload their vacancies and effect quick search for potential candidates.
- Employers can view profiles of candidates, CVs, references and qualifications.
- Free of cost and accessible to intended users even on smart phones, tablets and laptops and will be linked to all the other related stakeholders dealing with employment issues.

**Table 7 - Statistics on the website**

Type of statistics	For the month of February 2024	As at the end of February 2024
Number of jobseekers registered	110 (47 males and 63 females)	51,263
Number of employers registered	49	6,562
Number of vacancies posted	383	38,795
Number of jobseekers placed	2 (2 female)	376

**9. Youth Employment Programme, Dual Training Programme, Back to Work Programme and Trainee Engineer Scheme**



**9.1 The Youth Employment Programme (YEP)** which started in 2013 is meant for unemployed youth aged between 16 and 35 years and provides them with training and placement in an enterprise for an initial period of one year with the possibility of one additional year of placement with another enterprise.

The Programme provides for the payment of a monthly stipend to the youth as follows:

HSC : Rs 8,000  
 Diploma : Rs 10,000  
 Graduates: Rs 15,000

50% of the stipend is refunded to the employer by Government as well as 50% of the training cost up to a maximum of Rs 7,500 per youth.

Since December 2015, the YEP has been extended to the public sector.

According to the YEP Secretariat, there is a total number of 46,360 (20,177 males and 26, 183 females) youth registered with YEP as at 29 February 2024.

The number of Employers registered with YEP is 7,857, out of which 37% are actively participating in the recruitment process.

The number of jobseekers placed in companies through the YEP as at 29 February 2024 is 25,508 (11,362 males and 14,146 females). 12 jobseekers (2 males and 10 females) were placed in the private sector and none in the public sector during the month of February 2024 out of which 25% in “*Professional, Scientific and Technical Activities*” sector and “*Wholesale and Retail Trade*” sector respectively (Table 26).



**9.2 The Dual Training Programme (DTP)**, launched in September 2015 provides for unemployed Mauritians to follow a Diploma or Degree Course with a tertiary institution registered with either the Tertiary Education Commission or the Mauritius Qualifications Authority in fields required by the labour market, with placement in an enterprise. Under the Programme, trainees will be paid a monthly stipend of Rs 6,000 for a maximum period of three years. As for employers, they will be refunded 60% of the course fees, per year per trainee as well as the stipend for a maximum of three years. After satisfactory completion of the course, the trainees may be employed.

According to the DTP secretariat, 51 companies have registered in the DTP and 217 trainees have successfully completed their training, out of which 97 males and 120 females. The trainees have completed their training programme in different courses such as BTS Assistant de Gestion, BTS Services Informatiques aux Organisations and Technician Diploma in Mechanical and Electrical Engineering. The training institutions are Universite des Mascareignes and MCCI Business School. 164 trainees have obtained permanent jobs after completion of the training.

27 trainees including 16 males and 11 females are currently on placement with private companies.



**9.3 The Back to Work Programme (BTWP)** which was launched in September 2015 is meant for women above 30 years of age to enable them take up or resume employment. The Programme provides for the placement of women in a job for an initial period of one year following which they might be employed. During the placement period, the women will be paid a stipend up to a maximum of Rs 10,575 and will get the opportunity of following training in a registered institution.

Employers enrolling women on placement under the Programme will be refunded the training cost up to a maximum of Rs 7,500 per woman as well as the stipend for the placement period.

According to the BTWP secretariat, as at the end of February 2024, 965 employers are registered in the programme, out of which 40% participated actively. 6,593 women are registered in the programme and 1,468 have been placed, out of which 32% in the “*Wholesale and trade*” sector and 27% in the “*Manufacturing*” sector. 762 women have obtained permanent jobs after completion of their placement.

For the month of February 2024, 74 women and 4 employers have registered for the first time, no unemployed woman were placed.

In addition, to further empower those women, technical courses are currently being dispensed to them by MITD. The courses are fully sponsored by this Ministry and a stipend of Rs 10,575 are paid to them at the end of the course. 545 unemployed women under the BTWP have been trained in Bakery/Pastry, Beauty Therapy, Hairdressing, Care of the Elderly and Disabled, Early Childhood care and Flower Arrangements.



**9.4** Government has found that there is a bottleneck regarding pre- registration of engineers at the Council of Registered Professional Engineers (CRPE). The requirements of two years practical training under the supervision of professional engineers could not be entertained for lack of training possibilities for our graduates in engineering.

Government thus announced a special scheme in the Budget Programme 2016-2017, for the placement of trainee engineers.

The objective of the TES is to enable Graduates in engineering to qualify for registration with the Council of Registered Professional Engineers of Mauritius and to operate as full-fledged engineers.

The requirements for enlistment of trainees for the Trainee Engineer Scheme: Degree holders in engineering plus eligibility certificate stage 1 from the Council of Registered Professional Engineer.

As at 29 February 2024, the number of applications received for the scheme was 1,600 (1,179 males and 421 females). The number of placements effected in the public sector was 510 (399 males and 111 females) and in the private sector was 408 (305 males and 103 females). Most placements were made in the following fields: 46% in “*Civil Engineering*”, 21% in “*Mechanical Engineering*” and 16% in “*Electrical and Electronics*”.

19 employers of the public sector and 86 of the private sector are participating in the scheme as at 29 February 2024; while the number of placements for the month of February 2024 stood at 3 trainees (2 males and 1 female) in the private sector while no placement was effected in the public sector.

## 10. Career Guidance Service Unit

**The main functions of the Careers Guidance Service are to:**

- Establish and maintain contacts with employers, training providers and higher education establishments in order to collect and compile up-to-date career/information.
- Identify clients’ interests, skills, values and personality traits through individual/group counselling appointments, thus helping them develop a career plan.
- Conduct career related activities in schools – assisting students in their choice of subjects, training/employment and educational opportunities, thereby helping them in their career planning.
- Participate in and organize career fairs.
- Certify copies of educational certificates as “True Copy”.

The table below provides for the activities conducted during the month of February 2024

Talks in secondary schools on Careers Education Programs	4
Guidance & Counselling to the general public and students	212
Certification of copies of educational certificates as “True Copy”	876
Participation in career fairs	1,351

## 11. Outward Labour Migration

### Recruitment by Qatar Airways

Qatar Airways conducted a cabin crew recruitment from 17 – 18 February 2024. A total of 7 candidates comprising of 5 females and 2 males were recruited.

Sector	Male	Female	Total
Cabin crew	2	5	7
<b>Total</b>	<b>2</b>	<b>5</b>	<b>7</b>

## 12. Job Placement

**12.1** Placement is made according to the job requirements of employers. For the month of February 2024, 2,806 vacancies have been processed by the Employment Information Centres and 3,006 registrants were referred for employment by the latter. Out of the 3,006 (1,345 males and 1,661 females) referred jobseekers, 181 declined job offers, 795 failed to report to employers and 1,602 were not selected. There were 286 registrants who reported that they have been employed and the result of referral for 126 remaining applicants was not yet known. For the month of February 2024, placement has been effected for about 10% of the vacancies processed (Table 27).

Some vacancies for the month of January 2024 have been processed during the month of February 2024 leading to 16 additional placements being made.

As regards placement in the public sector, 72 vacancies have been reported for which 490 jobseekers have been referred and 27 jobseekers have placed for previous vacancies.

Furthermore, 30 persons registered under the “*Workfare Programme*” have been placed, 17 persons through the TV programme “*Magazine de L’Emploi et des Metiers*”, 2 person though the *Job Management system*, 12 persons through the “*Youth Employment Programme*”, 3 persons through the “*Trainee Engineer Scheme*” and 7 persons through “*Outward Labour Migration*”. Thus, the total number of placements, for the month of February 2024, amounted to 400 (Table 28) and as shown below.

**Table 8 - Type of placements by sex, February 2024**

Type of Placement	Male		Female		Total	
	Number	%	Number	%	Number	%
EIC	127	77	175	75	302	76
Public Sector	12	7	15	6	27	7
Workfare Programme	14	8	16	7	30	8
Magazine de L'Emploi et des metiers	7	4	10	4	17	4
Job Management System	0	0	2	1	2	1
Youth Employment Programme (Public & Private)	2	1	10	4	12	3
Back to Work Programme	0	0	0	0	0	0
Dual Training Programme	0	0	0	0	0	0
Trainee Engineer Scheme (Public & Private)	2	1	1	0	3	1
Outward Labour Migration	2	1	5	2	7	2
<b>Total</b>	<b>166</b>	<b>100</b>	<b>234</b>	<b>100</b>	<b>400</b>	<b>100</b>

**12.2** The disparity between the number of vacancies reported and the number of persons placed can be explained by unwillingness of job seekers to accept job offers and also by some criteria set by the employers. Some jobseekers refused job offers because of the conditions of work e.g. low salary, overtime or night duty. Most of the jobseekers refused the jobs offered to them as they are looking for public sector jobs. For some vacancies, no suitable candidates were available.

In some cases, employers were not satisfied with referred candidates and consequently the vacancies were filled by the employers themselves. Some candidates were not selected by employers as according to the latter they were not suitable for the work or lack previous experience. Employers were not willing to offer higher salaries, thus the jobseekers who were looking for a better pay were not selected by the employers.

**12.3** A breakdown of placements by industrial group shows that the majority of the placements made were in the “*Manufacturing*” sector (83), “*Wholesale & Retail Trade; repair of motor vehicles, motorcycles & personal and household goods*” sector (74) and “*Hotels and Restaurants*” sector (39). The remaining placements were effected in companies engaged in other activities (Table 28).

### **13. Work Permits and Certificates of Exemption**

For the month of February 2024, the number of new work permits issued was 884 (773 males and 111 females). The majority of the new work permits issued was for the “*Manufacturing*” sector (509) followed by “*Construction*” sector with 135 (Table 29 & 32). Out of the 884 new work permits issued, 295 were allocated to Indian workers, 284 to Malagasy workers and 251 to Nepalese workers (Tables 31).

The number of work permits renewed for the month of February 2024 amounted to 1,364 (1,229 males and 135 females) out of which 612 were for the “*Manufacturing*” sector and 575 for the “*Construction*” sector (Table 30 & 32). The majority of the work permits renewed were for Bangladeshi, Indian, Malagasy and Nepalese workers with 558, 376, 212 and 161 work permits respectively as shown in Table 31.

The number of new certificates of exemption issued and renewed for the month of February 2024 amounted to 1,597 (783 New and 814 Renewed). The majority were from India with 1,114 (70%) (Table 33).

The number of valid work permits as at the end of February 2024 stood at 33,507 (28,834 males and 4,673 females). Most of the foreign workers in Mauritius were working in the “*Manufacturing*” sector (62%) followed by “*Construction*” sector with 20% out of whom 25% was working as Machine Operator (Sewing), 10% as Mason and 4% as Fish Cutter (Table 35). The number of valid certificates of exemption as at the end of February 2024 stood at 7,045 (6,901 males, 144 females). The majority of valid certificates of exemption as at the end of February 2024 were for “*Construction*” sector (91%) with 6,396. (Tables 34).

The number of valid work permits and certificates of exemption as at the end of February 2024 stood at 40,552 (35,735 males and 4,817 females). Most of the foreign workers in Mauritius were working in the “*Manufacturing*” sector (51%) followed by “*Construction*” sector with 32% (Table 34).

The countries of origin for the valid work permits and certificates of exemption are given in Table 35. 39% of the valid work permits and certificates of exemption were for Indian workers and 29% for expatriates from Bangladesh, respectively. 56% within valid certificates of exemption was for Indian workers and 36%, 35% and 15% within valid work permits were for Indian, Bangladeshi and Malagasy workers. (Table 35).

The majority of foreigners came from Bangladesh and India work in the “*Manufacturing*” and “*Construction*” Sectors as Machine Operator (Sewing), Mason and Fish Cutter ( Table 37 and 38).

**Date: 3 September 2024.**  
**National Employment Department,**  
**Level 11, Victoria House,**  
**C/R, Barracks and St. Louis Streets,**  
**Port Louis.**  
**Tel : 405 0100**  
**Email: [Imiunit@govmu.org](mailto:Imiunit@govmu.org)**  
**Website: <https://mauritiusjobs.govmu.org>**

Table 9 - Number of registered unemployed by qualification, length of registration, sex and age-group, as at end of February 2024

		Male					Female					Both sexes				
Qualification	Age-group	16 - 19	20 - 29	30 - 39	40+	Total	16 - 19	20 - 29	30 - 39	40+	Total	16 - 19	20 - 29	30 - 39	40+	Total
	Length of Registration															
Education Nil +Std VI Failed	Less than 1 year	54	107	77	172	410	50	128	125	239	542	104	235	202	411	952
	1 yr but < 2 yrs	15	60	38	145	258	11	41	61	99	212	26	101	99	244	470
	2 yrs but < 3 yrs	2	38	7	45	92	0	24	27	34	85	2	62	34	79	177
	3 yrs but < 4 yrs	0	21	20	36	77	1	26	32	77	136	1	47	52	113	213
	4 yrs but < 5 yrs	0	34	20	39	93	0	17	41	80	138	0	51	61	119	231
	5 yrs and above	0	107	232	578	917	0	44	305	773	1,122	0	151	537	1,351	2,039
	Total	71	367	394	1,015	1,847	62	280	591	1,302	2,235	133	647	985	2,317	4,082
Standard VI (passed)	Less than 1 year	45	51	26	30	152	42	60	31	31	164	87	111	57	61	316
	1 yr but < 2 yrs	9	31	10	14	64	5	33	18	16	72	14	64	28	30	136
	2 yrs but < 3 yrs	0	12	3	10	25	0	14	9	5	28	0	26	12	15	53
	3 yrs but < 4 yrs	0	18	4	11	33	0	11	11	8	30	0	29	15	19	63
	4 yrs but < 5 yrs	0	17	5	5	27	0	18	24	15	57	0	35	29	20	84
	5 yrs and above	0	79	108	111	298	0	51	195	274	520	0	130	303	385	818
	Total	54	208	156	181	599	47	187	288	349	871	101	395	444	530	1,470
Form I to V (including SC failed)	Less than 1 year	139	163	28	30	360	109	160	49	30	348	248	323	77	60	708
	1 yr but < 2 yrs	19	126	4	24	173	18	121	34	28	201	37	247	38	52	374
	2 yrs but < 3 yrs	0	105	4	16	125	0	97	18	27	142	0	202	22	43	267
	3 yrs but < 4 yrs	0	99	8	11	118	0	75	19	16	110	0	174	27	27	228
	4 yrs but < 5 yrs	0	99	4	4	107	0	103	41	37	181	0	202	45	41	288
	5 yrs and above	0	309	295	244	848	0	426	945	985	2,356	0	735	1,240	1,229	3,204
	Total	158	901	343	329	1,731	127	982	1,106	1,123	3,338	285	1,883	1,449	1,452	5,069



Table 9 (cont'd) - Number of registered unemployed by qualification, length of registration, sex and age-group, as at the end of February 2024

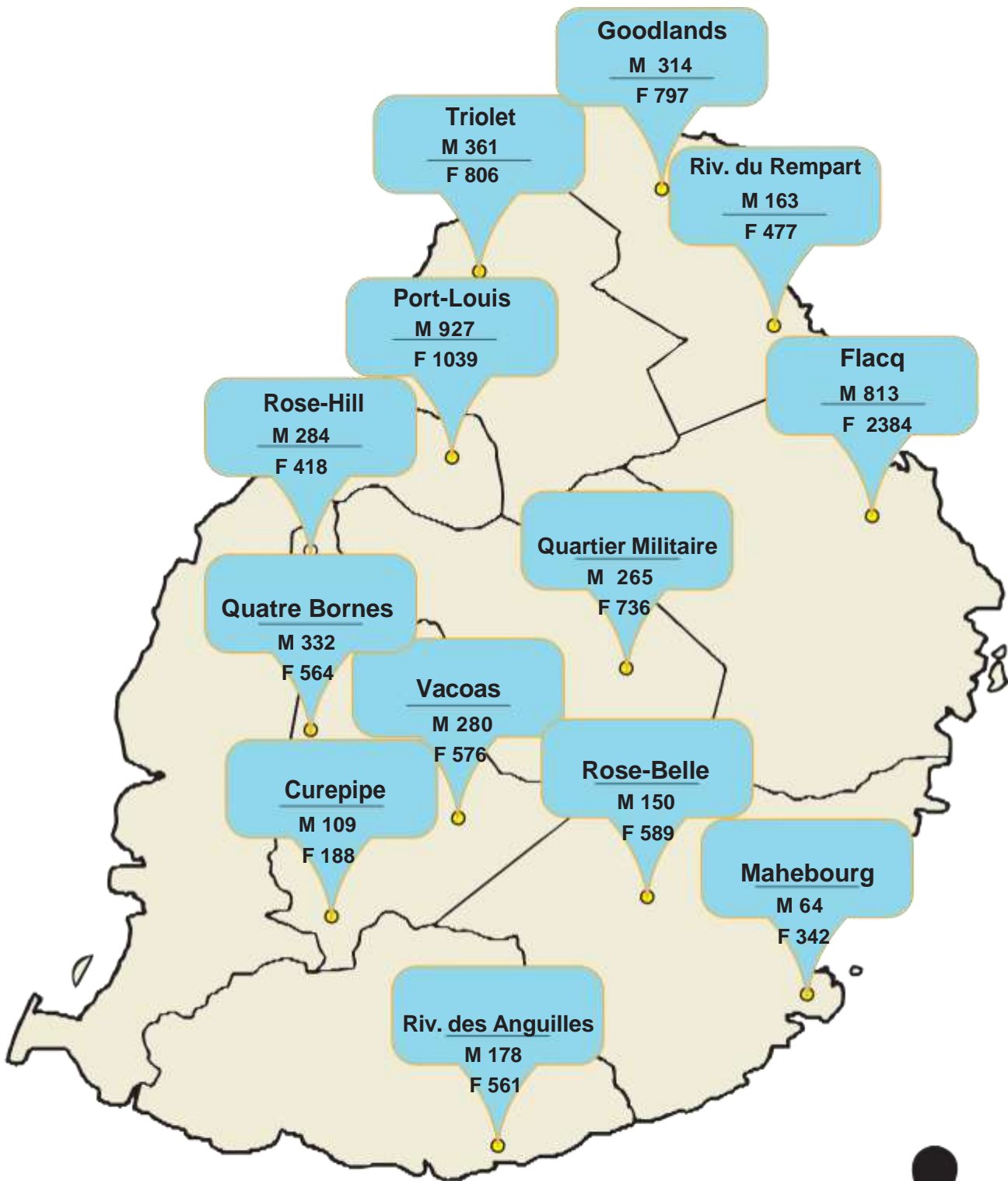
Qualification	Age-group Length of Registration	Male					Female					Both sexes				
		16 - 19	20 - 29	30 - 39	40+	Total	16 - 19	20 - 29	30 - 39	40+	Total	16 - 19	20 - 29	30 - 39	40+	Total
SC	Less than 1 year	81	145	15	16	257	135	239	30	27	431	216	384	45	43	688
	1 yr but < 2 yrs	10	76	5	9	100	19	121	16	16	172	29	197	21	25	272
	2 yrs but < 3 yrs	0	73	2	5	80	0	109	6	9	124	0	182	8	14	204
	3 yrs but < 4 yrs	0	72	3	9	84	0	93	9	18	120	0	165	12	27	204
	4 yrs but < 5 yrs	0	57	6	1	64	0	83	12	8	103	0	140	18	9	167
	5 yrs and above	0	159	142	72	373	0	354	629	398	1,381	0	513	771	470	1,754
	<b>Total</b>	<b>91</b>	<b>582</b>	<b>173</b>	<b>112</b>	<b>958</b>	<b>154</b>	<b>999</b>	<b>702</b>	<b>476</b>	<b>2,331</b>	<b>245</b>	<b>1,581</b>	<b>875</b>	<b>588</b>	<b>3,289</b>
HSC	Less than 1 year	9	106	3	3	121	10	195	8	6	219	19	301	11	9	340
	1 yr but < 2 yrs	1	42	0	2	45	0	88	3	3	94	1	130	3	5	139
	2 yrs but < 3 yrs	0	33	0	1	34	0	91	1	2	94	0	124	1	3	128
	3 yrs but < 4 yrs	0	20	1	3	24	0	46	3	1	50	0	66	4	4	74
	4 yrs but < 5 yrs	0	31	1	2	34	0	71	2	7	80	0	102	3	9	114
	5 yrs and above	0	77	48	12	137	0	276	209	42	527	0	353	257	54	664
	<b>Total</b>	<b>10</b>	<b>309</b>	<b>53</b>	<b>23</b>	<b>395</b>	<b>10</b>	<b>767</b>	<b>226</b>	<b>61</b>	<b>1,064</b>	<b>20</b>	<b>1,076</b>	<b>279</b>	<b>84</b>	<b>1,459</b>
Professional	Less than 1 year	0	40	7	10	57	0	96	9	8	113	0	136	16	18	170
	1 yr but < 2 yrs	0	14	2	5	21	0	34	2	5	41	0	48	4	10	62
	2 yrs but < 3 yrs	0	10	3	3	16	0	22	1	2	25	0	32	4	5	41
	3 yrs but < 4 yrs	0	6	4	1	11	0	32	6	4	42	0	38	10	5	53
	4 yrs but < 5 yrs	0	15	3	0	18	0	39	3	2	44	0	54	6	2	62
	5 yrs and above	0	55	77	29	161	0	157	244	34	435	0	212	321	63	596
	<b>Total</b>	<b>0</b>	<b>140</b>	<b>96</b>	<b>48</b>	<b>284</b>	<b>0</b>	<b>380</b>	<b>265</b>	<b>55</b>	<b>700</b>	<b>0</b>	<b>520</b>	<b>361</b>	<b>103</b>	<b>984</b>
<b>Grand total</b>		<b>384</b>	<b>2,507</b>	<b>1,215</b>	<b>1,708</b>	<b>5,814</b>	<b>400</b>	<b>3,595</b>	<b>3,178</b>	<b>3,366</b>	<b>10,539</b>	<b>784</b>	<b>6,102</b>	<b>4,393</b>	<b>5,074</b>	<b>16,353</b>

**Table 10 - Number of registered Unemployed and In Employment jobseekers by EIC and workfare by sex, as at end of February 2024**

EIC <sup>1</sup>	Unemployed			In Employment			Total		
	Male	Female	Both sexes	Male	Female	Both sexes	Male	Female	Both sexes
Curepipe	109	188	297	365	431	796	474	619	1,093
Flacq	813	2384	3,197	1986	1853	3,839	2,799	4,237	7,036
Goodlands	314	797	1,111	988	947	1,935	1,302	1,744	3,046
Mahebourg	64	342	406	637	751	1,388	701	1,093	1,794
Port Louis	927	1,039	1,966	654	531	1,185	1,581	1,570	3,151
Quartier Militaire	265	736	1,001	847	908	1,755	1,112	1,644	2,756
Quatre Bornes	332	564	896	335	414	749	667	978	1,645
Riviere des Anguilles	178	561	739	674	694	1,368	852	1,255	2,107
Riviere du Rempart	163	477	640	521	543	1,064	684	1,020	1,704
Rose Belle	150	589	739	960	1027	1,987	1,110	1,616	2,726
Rose Hill	284	418	702	267	319	586	551	737	1,288
Triolet	361	806	1,167	1005	1050	2,055	1,366	1,856	3,222
Vacoas	280	576	856	431	557	988	711	1,133	1,844
Workfare	1574	1062	2,636	0	0	0	1,574	1,062	2,636
<b>Total</b>	<b>5,814</b>	<b>10,539</b>	<b>16,353</b>	<b>9,670</b>	<b>10,025</b>	<b>19,695</b>	<b>15,484</b>	<b>20,564</b>	<b>36,048</b>

<sup>1</sup> Employment Information Centre

Number of registered Unemployed jobseekers by EIC by sex as at end of February 2024



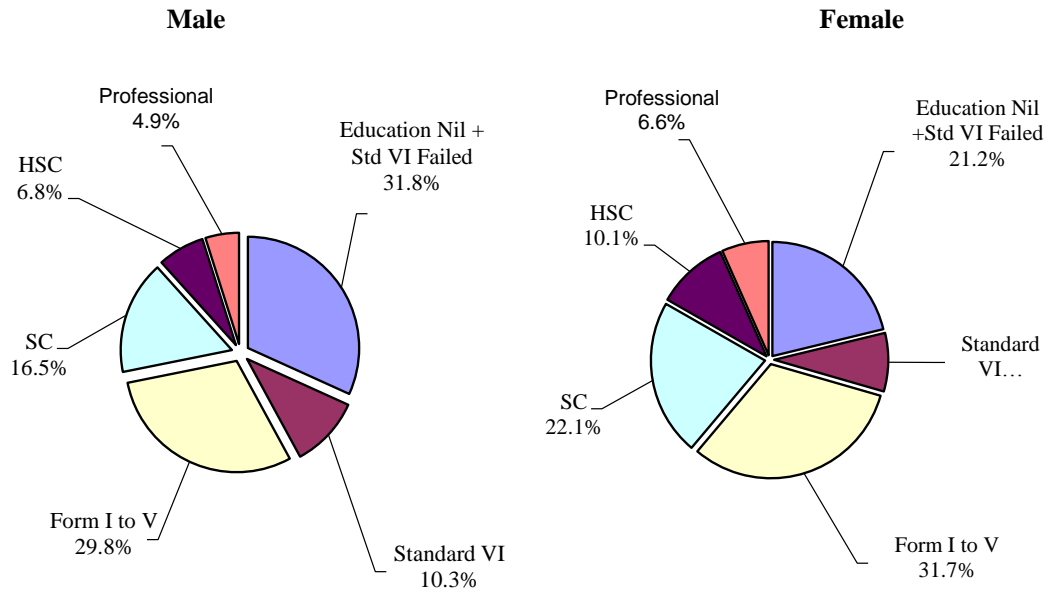
**Table 11 - Change in number of registered unemployed by age-group & sex, January 2024 - February 2024**

Age-group (years)	January 2024			February 2024			Change		
	Male	Female	Both sexes	Male	Female	Both sexes	Male	Female	Both sexes
16 - 19	356	352	708	384	400	784	28	48	76
20 -29	2487	3562	6,049	2507	3595	6,102	20	33	53
30 -39	1222	3167	4,389	1215	3178	4,393	-7	11	4
40+	1703	3381	5,084	1708	3366	5,074	5	-15	-10
<b>Total</b>	<b>5,768</b>	<b>10,462</b>	<b>16,230</b>	<b>5,814</b>	<b>10,539</b>	<b>16,353</b>	<b>46</b>	<b>77</b>	<b>123</b>

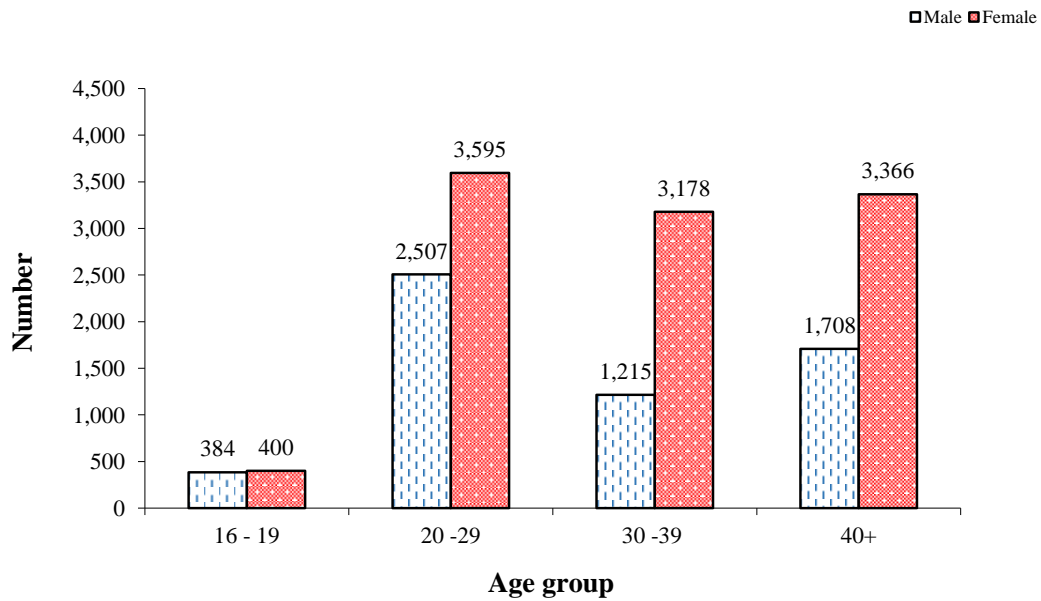
**Table 12 - Number of registered unemployed by occupational group and sex, as at end of February 2024**

Occupational group	Male	Female	Both sexes
Managers	61	53	114
Professionals	210	641	851
Technicians & Associate Professionals	444	802	1,246
Clerical Support Workers	931	3,087	4,018
Service and Sales Workers	957	2,639	3,596
Skilled Agricultural, Forestry & Fishery Workers	79	36	115
Craft & Related Trades Workers	1,089	380	1,469
Plant & Machinery Operators & Assemblers	646	556	1,202
Elementary Occupation	1,110	1,716	2,826
New Workers Seeking Employment	287	629	916
<b>Total</b>	<b>5,814</b>	<b>10,539</b>	<b>16,353</b>

**Figure 1 - Registered unemployed (%) by educational attainment, as at end of February 2024**



**Figure 2 - Number of registered unemployed by age group & sex, as at end of February 2024**



**Table 13 - Number of registered unemployed by district & sex, as at end of February 2024**

<b>District</b>	<b>Male</b>	<b>Female</b>	<b>Both sexes</b>
Port Louis	927	1,039	1,966
Black River	148	214	362
Plaine Wilhems	1,346	1,944	3,290
Pamplemousses	923	1,546	2,469
Rivière du Rempart	403	795	1,198
Moka	415	822	1,237
Flacq	955	2,508	3,463
Grand Port	362	911	1,273
Savanne	335	760	1,095
<b>Total</b>	<b>5,814</b>	<b>10,539</b>	<b>16,353</b>

**Table 14 - Number of registered unemployed by locality & sex, as at end of February 2024**

<b>Locality</b>	<b>Male</b>	<b>Female</b>	<b>Both sexes</b>
Baie Du Cap	9	19	28
Bambous	75	99	174
Beau Bassin	142	159	301
Bel Air	160	426	586
Bell Village	1	0	1
Belle Vue Maurel	55	104	159
Bramsthan	61	210	271
Brisee Verdiere	127	278	405
Camp de Masque Pave	58	144	202
Camp Diable	24	49	73
Canot	19	24	43
Case Noyale	9	15	24
Central Flacq	107	297	404
Chemin Grenier	69	145	214
Cottage	33	75	108

**Table 14 (cont'd) - Number of registered unemployed by locality & sex, as at end of February 2024**

<b>Locality</b>	<b>Male</b>	<b>Female</b>	<b>Both sexes</b>
Curepipe	247	306	553
Dagotiere	49	103	152
Fond Du Sac	51	97	148
Goodlands	125	191	316
Grand Bay	57	78	135
Grand Bois	45	128	173
Grand Gaube	68	79	147
Grand River South East	14	39	53
L'Escalier	49	96	145
La Rosa	72	175	247
Lallmatie	84	279	363
Laventure	32	91	123
Long Mountain	56	171	227
Mahebourg	90	186	276
Mare La Chaux	69	213	282
Medine	56	98	154
Moka	25	47	72
Mont Roches	17	22	39
Montagne Blanche	71	146	217
Old Grand Port	19	39	58
Pamplemousses	171	258	429
Petit Raffray	56	117	173
Petite Riviere	35	58	93
Phoenix	82	157	239
Piton	44	66	110
Plaine des Papayes	83	143	226
Plaine Magnien	21	72	93
Pointe aux Piments	46	66	112

**Table 14 (cont'd) - Number of registered unemployed by locality & sex, as at end of February 2024**

Locality	Male	Female	Both sexes
Port Louis	926	1,039	1,965
Poste de Flacq	57	159	216
Poudre d'Or	26	46	72
Poudre d'Or Hamlet	22	67	89
Quartier Militaire	96	177	273
Quatre Bornes	326	497	823
Quatre Soeurs	41	105	146
Riviere des Creoles	17	38	55
Riviere des Anguilles	64	181	245
Riviere du Poste	20	86	106
Riviere du Rempart	87	202	289
Roche Noires	38	91	129
Rose Belle	98	254	352
Rose Hill	230	294	524
Sebastopol	66	121	187
Souillac	71	133	204
St. Hubert	12	32	44
St. Julien d'Hotman	41	107	148
St. Pierre	133	242	375
Tamarin	7	13	20
Terre Rouge	151	226	377
Triolet	157	264	421
Trois Boutiques	17	39	56
Trou d'Eau Douce	23	48	71
Vacoas	305	513	818
<b>Total</b>	<b>5,814</b>	<b>10,539</b>	<b>16,353</b>



**Table 15 - Number of registered unemployed with disabilities by nature of disability and sex, as at end of February 2024**

<b>Nature of disability</b>	<b>Male</b>	<b>Female</b>	<b>Both sexes</b>
Abnormal movement of body parts	7	1	8
Blind	1	0	1
Crippled	3	3	6
Deaf	3	1	4
Deaf and Dumb	3	1	4
Deformation of body parts since birth	11	2	13
Disabled following surgical operation or illness	6	3	9
Disabled due to accident	8	1	9
Dumb	4	1	5
Dwarf	1	0	1
Epileptic	6	1	7
Lame	3	1	4
Mental illness	5	4	9
Mentally retarded	12	4	16
Partly blind	2	1	3
Partly deaf	2	1	3
Stammer	4	2	6
Thalassemia	0	1	1
<b>Total</b>	<b>81</b>	<b>28</b>	<b>109</b>

**Table 16 - Number of UNEMPLOYED new registrants, re-registrants and those who reported for maintaining their registration by Employment Information Centre & sex, February 2024**

Employment Information Centre	New registrants			Re-registrants			Those who reported for maintaining their registration		
	Male	Female	Both sexes	Male	Female	Both sexes	Male	Female	Both sexes
Curepipe	19	13	32	15	16	31	16	28	44
Flacq	41	63	104	44	93	137	156	534	690
Mahebourg	11	17	28	10	29	39	7	69	76
Goodlands	22	16	38	21	34	55	68	180	248
Port Louis	20	24	44	56	54	110	105	176	281
Quartier Militaire	17	35	52	19	57	76	33	134	167
Quatre Bornes	15	25	40	32	44	76	40	86	126
Riv. Des Anguilles	9	19	28	13	29	42	39	130	169
Riv. Du Rempart	9	8	17	18	26	44	27	95	122
Rose Belle	18	21	39	10	26	36	23	114	137
Rose Hill	30	31	61	32	23	55	33	45	78
Triolet	30	31	61	32	33	65	66	152	218
Vacoas	15	19	34	19	36	55	40	111	151
Workfare	20	21	41	61	31	92	371	232	603
<b>Total</b>	<b>276</b>	<b>343</b>	<b>619</b>	<b>382</b>	<b>531</b>	<b>913</b>	<b>1,024</b>	<b>2,086</b>	<b>3,110</b>

**Table17 - Change in the number of new unemployed registrants by educational attainment and sex , January 2024 - February 2024**

Education Level	Jan-24			Feb-24			Change		
	Male	Female	Both sexes	Male	Female	Both sexes	Male	Female	Both sexes
Education Nil+Std VI (failed)	80	66	146	74	95	169	-6	29	23
Standard VI (passed)	26	31	57	24	21	45	-2	-10	-12
Form I to V (including SC failed)	84	60	144	78	67	145	-6	7	1
SC (including HSC failed)	44	89	133	55	95	150	11	6	17
HSC	22	34	56	36	46	82	14	12	26
Professional	13	18	31	9	19	28	-4	1	-3
<b>Total</b>	<b>269</b>	<b>298</b>	<b>567</b>	<b>276</b>	<b>343</b>	<b>619</b>	<b>7</b>	<b>45</b>	<b>52</b>

**Table 18 - Number of new unemployed registrants by educational attainment, sex and age group, February 2024**

Age group Education level	Male					Female					Both sexes				
	16 - 19	20 - 29	30 - 39	40+	Total	16 - 19	20 - 29	30 - 39	40+	Total	16 - 19	20 - 29	30 - 39	40+	Total
Education Nil+Std VI (failed)	13	23	15	23	74	15	29	18	33	95	28	52	33	56	169
Standard VI (passed)	9	9	3	3	24	5	9	2	5	21	14	18	5	8	45
Form I to V (including SC failed)	34	33	5	6	78	31	22	8	6	67	65	55	13	12	145
SC (including HSC failed)	21	29	3	2	55	36	53	5	1	95	57	82	8	3	150
HSC	4	30	2	0	36	7	36	2	1	46	11	66	4	1	82
Professional	0	4	2	3	9	0	18	1	0	19	0	22	3	3	28
<b>Total</b>	<b>81</b>	<b>128</b>	<b>30</b>	<b>37</b>	<b>276</b>	<b>94</b>	<b>167</b>	<b>36</b>	<b>46</b>	<b>343</b>	<b>175</b>	<b>295</b>	<b>66</b>	<b>83</b>	<b>619</b>

**Table 19 - Number of new unemployed registrants by occupational group and sex, February 2024**

Occupational group	Male	Female	Both sexes
Managers	5	2	7
Professionals	16	16	32
Technicians & Associate Professionals	15	41	56
Clerical support workers	45	82	127
Service & sales workers	52	70	122
Skilled agricultural, forestry & fishery workers	3	2	5
Craft & related trades workers	36	5	41
Plant & machine operators & assemblers	17	11	28
Elementary occupations	43	48	91
New workers seeking employment	44	66	110
<b>Total</b>	<b>276</b>	<b>343</b>	<b>619</b>

**Table 20 - Number of IN EMPLOYMENT new registrants, re-registrants and those who reported for maintaining their registration by Employment Information Centre & sex, February 2024**

Employment Information Centre	New registrants			Re-registrants			Those who reported for maintaining their registration		
	Male	Female	Both sexes	Male	Female	Both sexes	Male	Female	Both sexes
Curepipe	11	9	20	22	18	40	70	79	149
Flacq	19	15	34	64	63	127	480	438	918
Mahebourg	10	11	21	39	35	74	126	163	289
Goodlands	12	13	25	51	38	89	246	225	471
Port Louis	1	2	3	40	27	67	146	115	261
Quartier Militaire	9	7	16	40	32	72	187	190	377
Quatre Bornes	0	1	1	23	23	46	74	77	151
Riv. Des Anguilles	0	3	3	24	12	36	151	160	311
Riv. Du Rempart	0	3	3	14	14	28	129	134	263
Rose Belle	12	10	22	40	27	67	196	219	415
Rose Hill	3	7	10	15	22	37	32	44	76
Triolet	13	10	23	42	35	77	230	260	490
Vacoas	3	3	6	20	23	43	97	125	222
Workfare	0	0	0	0	0	0	1	0	1
<b>Total</b>	<b>93</b>	<b>94</b>	<b>187</b>	<b>434</b>	<b>369</b>	<b>803</b>	<b>2,165</b>	<b>2,229</b>	<b>4,394</b>

**Table 21 - Number of Unemployed and In Employment jobseekers de-registered by EIC and sex, as at end of February 2024**

EIC <sup>1</sup>	Unemployed			In Employment			Total		
	Male	Female	Both sexes	Male	Female	Both sexes	Male	Female	Both sexes
Curepipe	16	23	39	33	22	55	49	45	94
Flacq	58	130	188	115	86	201	173	216	389
Goodlands	62	50	112	64	47	111	126	97	223
Mahebourg	21	19	40	37	32	69	58	51	109
Port Louis	75	83	158	31	32	63	106	115	221
Quartier Militaire	39	45	84	49	34	83	88	79	167
Quatre Bornes	42	57	99	25	30	55	67	87	154
Riviere des Anguilles	23	37	60	38	48	86	61	85	146
Riviere du Rempart	13	21	34	26	28	54	39	49	88
Rose Belle	14	25	39	33	30	63	47	55	102
Rose Hill	57	41	98	19	29	48	76	70	146
Triolet	29	61	90	59	40	99	88	101	189
Vacoas	38	45	83	30	32	62	68	77	145
Workfare	0	0	0	0	0	0	0	0	0
<b>Total</b>	<b>487</b>	<b>637</b>	<b>1,124</b>	<b>559</b>	<b>490</b>	<b>1,049</b>	<b>1,046</b>	<b>1,127</b>	<b>2,173</b>

<sup>1</sup> Employment Information Centre

**Table 22 - Number of vacancies notified in EICs<sup>1</sup> by industrial group and sex, February 2024**

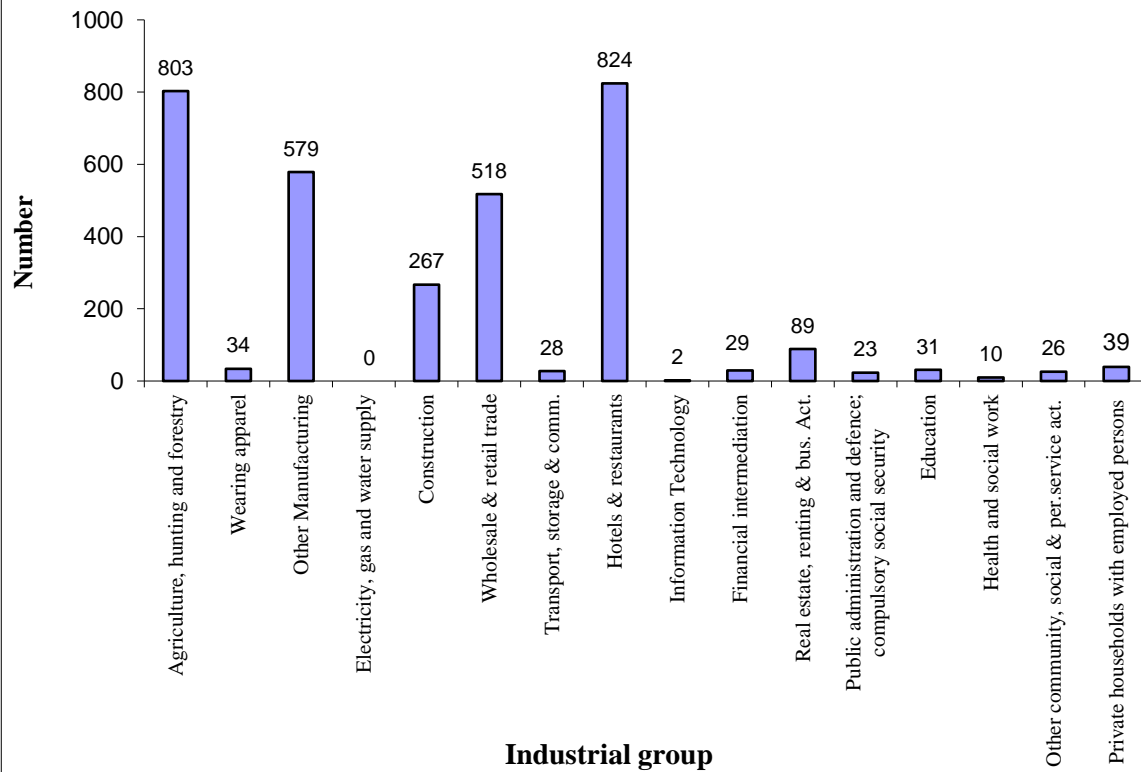
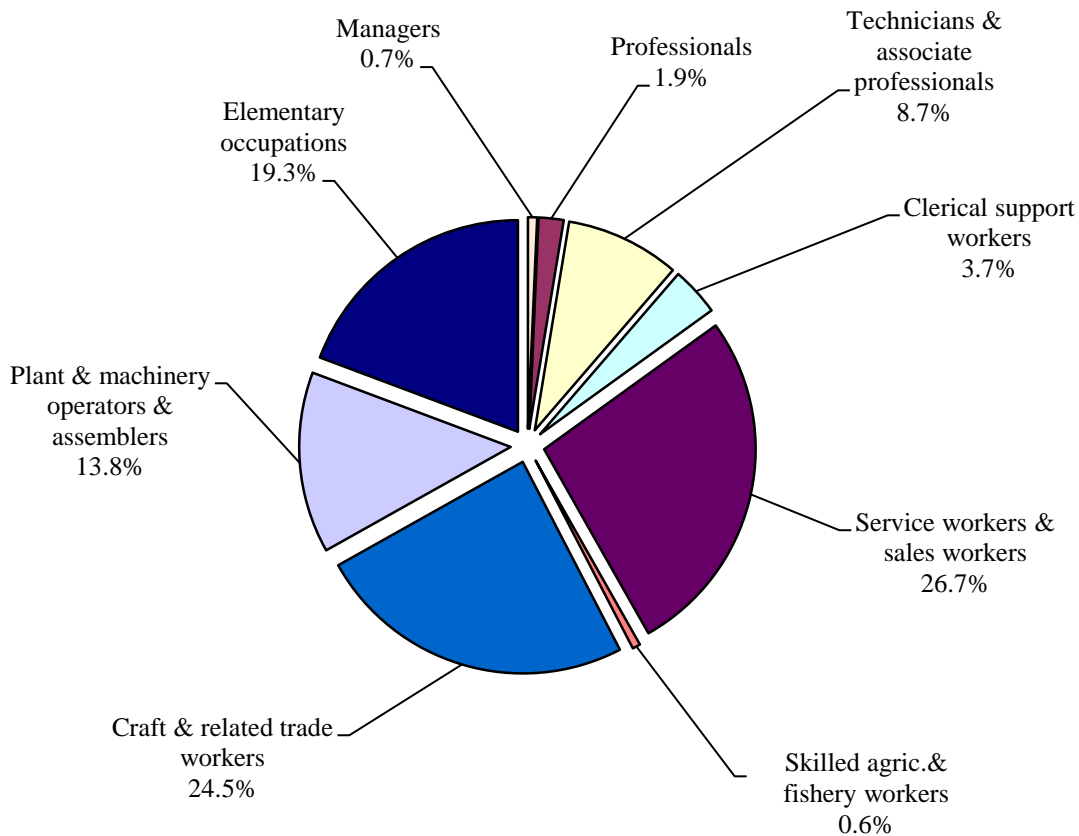
<b>Industrial group</b>	<b>Male</b>	<b>Female</b>	<b>Either male or female</b>	<b>Total</b>
Agriculture, hunting, forestry and fishing	451	30	239	720
Manufacturing	345	27	76	448
<i>of which: Textile</i>	12	2	0	14
<i>Wearing apparel</i>	6	16	13	35
Electricity, gas and water supply	0	0	0	0
Construction	248	3	2	253
Wholesale & retail trade; repair of m/vehicles, motorcycles & personal & household goods	178	21	298	497
Transport, storage and communications	19	0	9	28
Hotels and restaurants	141	59	468	668
Information Technology	0	1	1	2
Financial intermediation	2	0	21	23
Real estate, renting and business activities	33	21	31	85
Public Administration And Defence; Compulsory Social Security	0	0	0	0
Education	0	9	4	13
Health and social work	0	2	4	6
Other community, social and personal service activities	4	10	11	25
Private households with employed persons	1	26	11	38
<b>Total</b>	<b>1,422</b>	<b>209</b>	<b>1,175</b>	<b>2,806</b>

<sup>1</sup>EICs - Employment Information Centres**Table 23 - Number of vacancies notified in the PRESS by industrial group and sex, February 2024**

<b>Industrial group</b>	<b>Male</b>	<b>Female</b>	<b>Either male or female</b>	<b>Total</b>
Agriculture, hunting, forestry and fishing	0	0	83	83
Manufacturing	0	0	165	165
Electricity, gas and water supply	0	0	0	0
Construction	0	0	14	14
Wholesale & retail trade; repair of m/vehicles, motorcycles & personal & household goods	0	0	21	21
Transportation and storage	0	0	0	0
Hotels and restaurants	0	0	156	156
Financial intermediation	0	0	6	6
Real estate, renting and business activities	0	0	4	4
Public Administration and Defence	0	0	23	23
Education	0	0	18	18
Health and social work	0	0	4	4
Other community, social and personal service activities	0	0	1	1
Private households with employed persons	0	0	1	1
<b>Total</b>	<b>0</b>	<b>0</b>	<b>496</b>	<b>496</b>

**Table 24 - Number of vacancies notified in the press and in EICs by industrial group and skill level, February 2024**

<b>Industrial group</b>	<b>Managers</b>	<b>Professionals</b>	<b>Technicians &amp; associate professionals</b>	<b>Clerical support workers</b>	<b>Service workers &amp; sales workers</b>	<b>Skilled agric., forestry &amp; fishery workers</b>	<b>Craft &amp; related trade workers</b>	<b>Plant &amp; machine operators &amp; assemblers</b>	<b>Elementary occupations</b>	<b>Total</b>
Agriculture, hunting and forestry	0	15	41	6	228	6	141	187	179	<b>803</b>
Manufacturing	1	2	112	9	20	0	235	120	114	<b>613</b>
<i>of which : Textile</i>	0	0	0	1	4	0	0	1	8	<b>14</b>
<i>Wearing apparel</i>	0	0	2	1	0	0	3	17	11	<b>34</b>
Electricity, gas and water supply	0	0	0	0	0	0	0	0	0	<b>0</b>
Construction	1	7	8	4	3	0	224	5	15	<b>267</b>
Wholesale & retail trade; repair of motor vehicles, motorcycles & personal and household goods	1	2	35	65	34	0	154	134	93	<b>518</b>
Transport, storage & communications	0	0	0	5	0	0	0	5	18	<b>28</b>
Hotels & restaurants	14	11	51	6	546	10	49	2	135	<b>824</b>
Information technology	0	0	1	1	0	0	0	0	0	<b>2</b>
Financial intermediation	0	0	24	3	2	0	0	0	0	<b>29</b>
Real estate, renting and business activities	1	2	2	9	15	1	2	3	54	<b>89</b>
Public administration and defence; compulsory social security	2	5	7	7	0	0	0	1	1	<b>23</b>
Education	1	17	2	1	5	0	1	0	4	<b>31</b>
Health and social work	2	2	1	3	1	0	0	0	1	<b>10</b>
Other community, social and personal service activities	0	0	4	4	7	2	2	0	7	<b>26</b>
Private households with employed persons	0	0	0	0	22	1	0	0	16	<b>39</b>
<b>Total</b>	<b>23</b>	<b>63</b>	<b>288</b>	<b>123</b>	<b>883</b>	<b>20</b>	<b>808</b>	<b>457</b>	<b>637</b>	<b>3,302</b>

**Figure 3 - Number of vacancies by industrial group, February 2024****Figure 4 - Distribution (%) of vacancies by skill level, February 2024**



**Table 25 - Change in number of vacancies notified in the press and in EICs by industrial group, January 2024 - February 2024**

<b>Industrial group</b>	<b>January 2024</b>	<b>February 2024</b>	<b>Change</b>
Agriculture, hunting and forestry	606	803	197
Manufacturing	204	613	409
<i>of which: Textiles</i>	8	14	6
<i>Wearing apparel</i>	36	34	-2
Electricity, gas and water supply	0	0	0
Construction	18	267	249
Wholesale & retail trade; repair of motor vehicles, motorcycles, personal and household goods	322	518	196
Transport, storage & communications	100	28	-72
Hotels & restaurants	788	824	36
Information technology	4	2	-2
Financial intermediation	1	29	28
Real estate, renting and business activities	38	89	51
Public administration and defence; compulsory social security	12	23	11
Education	19	31	12
Health & social work	13	10	-3
Other community, social and personal service activities	36	26	-10
Private households with employed persons	28	39	11
<b>Total</b>	<b>2,189</b>	<b>3,302</b>	<b>1,113</b>

**Table 26 - Number of placements effected under the Youth Employment Programme (private sector) by industrial group and sex, February 2024**

<b>Industrial group</b>	<b>Male</b>	<b>Female</b>	<b>Both sexes</b>
Manufacturing	1	0	1
Wholesale and Retail Trade	0	3	3
Accommodation and food service activities	1	1	2
Financial and Insurance Activities	0	2	2
Real estate activities	0	1	1
Professional, scientific and technical activities	0	3	3
<b>Total</b>	<b>2</b>	<b>10</b>	<b>12</b>

**Table 27 - Result of submission of candidates to employers for job placement effected in February 2024**

<b>Employment Information Centre</b>	<b>Vacancies</b>	<b>Applicants referred to employers</b>	<b>Declined offer</b>	<b>Failed to report to employer</b>	<b>Not selected</b>	<b>Result not yet known</b>	<b>Number placed</b>	<b>Placements for previous vacancies</b>
Triolet	197	667	7	459	137	39	25	0
Riviere du Rempart	45	198	33	90	54	0	21	0
Goodlands	266	465	0	97	324	21	23	0
Port Louis	659	154	8	57	31	25	33	0
Rose Hill	151	462	0	0	433	0	26	3
Quatre Bornes	502	44	9	1	8	0	26	0
Vacoas	73	85	37	1	27	1	13	6
Curepipe	61	61	20	1	17	0	16	7
Quartier Militaire	187	296	53	59	132	31	21	0
Flacq	348	196	0	30	146	0	20	0
Rose Belle	147	217	1	0	194	0	22	0
Riviere Des Anguilles	135	130	12	0	88	9	21	0
Mahebourg	35	31	1	0	11	0	19	0
<b>Total</b>	<b>2,806</b>	<b>3,006</b>	<b>181</b>	<b>795</b>	<b>1,602</b>	<b>126</b>	<b>286</b>	<b>16</b>
<b>Vacancies in the Public Sector</b>	<b>72</b>	<b>490</b>	<b>0</b>	<b>0</b>	<b>0</b>	<b>0</b>	<b>0</b>	<b>27</b>
<b>Grand Total</b>	<b>2,878</b>	<b>3,496</b>	<b>181</b>	<b>795</b>	<b>1,602</b>	<b>126</b>	<b>286</b>	<b>43</b>

Table 28 - Number of placements effected by industrial group, occupation and sex, February 2024

Industrial group	Occupation	Male	Female	Both sexes
Agriculture	Animal Carer	1	0	1
	Clerical Officer / Clerk	0	1	1
	Gardener	1	0	1
	Packer, Hand	0	2	2
	Poultry Factory Worker	1	0	1
	Poultry Farm Worker	1	1	2
	<b>Sub Total</b>	<b>4</b>	<b>4</b>	<b>8</b>
Manufacturing	Accounts Clerk	1	2	3
	Administrative Clerk	1	3	4
	Assembler, Electronic Precision Instruments	0	1	1
	Bottling Machine Operator	1	0	1
	Cashier	1	4	5
	Cleaner	5	0	5
	Clerical Officer / Clerk	0	1	1
	Delivery Boy	4	0	4
	Driver - Messenger	2	0	2
	Driver - Salesperson	3	0	3
	Driver, Private Car	5	0	5
	Factory Operator	4	2	6
	Helper	3	5	8
	Kitchen Helper	0	2	2
	Lorry Driver, Heavy / Chauffeur Poid-Lourd	3	0	3
	Machine Operator	2	0	2
	Machine Operator, Noodle Production	1	1	2
	Machine Operator, Sewing Leather	0	1	1
	Maintenance Electrician	1	0	1
	Maintenance Worker, Industrial Machinery	1	0	1
	Pharmaceutical Products Machine Operator	1	0	1
	Presser, Hand	0	1	1
	Production Records Clerk	2	1	3
	Receptionist	0	3	3
	Sales Administration Officer	0	3	3
	Sales Representative	0	1	1
	Secretary	0	1	1
	Security Guard	5	0	5
	Storekeeper	2	0	2
	Storeroom Attendant	1	0	1
	Supervisor, Housekeeping and Laundry	1	0	1
	Welder	1	0	1
	<b>Sub Total</b>	<b>51</b>	<b>32</b>	<b>83</b>
Construction	Administrative Clerk	0	1	1
	Building Construction Labourer	2	0	2
	Driver, Private Car	1	0	1
	Electrician	2	0	2
	Helper	2	0	2

Table 28 (cont'd) - Number of placements effected by industrial group, occupation and sex, February 202

Industrial group	Occupation	Male	Female	Both sexes
Construction (Cont'd)	Lorry Driver, Heavy / Chauffeur Poid-Lourd	1	0	1
	Mason	2	0	2
	Plumber	3	0	3
	Secretary	2	0	2
	Skid Steer Operator	1	0	1
	<b>Sub Total</b>	<b>16</b>	<b>1</b>	<b>17</b>
Wholesale & retail trade; repair of motor vehicles, motorcycles & personal and household goods	Accounts Clerk	0	2	2
	Administrative Clerk	1	4	5
	Building Maintenance Handyman	1	0	1
	Cashier	0	7	7
	Clerical Officer / Clerk	1	4	5
	Dispenser	0	2	2
	Driver, Private Car	2	0	2
	Factory Supervisor	1	0	1
	Graphic Designer	1	0	1
	Handyworker	1	0	1
	Helper	4	3	7
	Sales Representative	1	3	4
	Sales Supervisor, Retail Trade	0	1	1
	Salesperson, Retail Trade	2	11	13
	Security Guard	1	0	1
	Service Station Attendant	4	0	4
	Shelves Worker	4	4	8
	Shop Assistant	0	1	1
	Shopkeeper	1	0	1
	Spray Painter, Vehicle	2	0	2
	Stock Controller	0	2	2
	Store Clerk	0	2	2
	Storeroom Attendant	1	0	1
	<b>Sub Total</b>	<b>28</b>	<b>46</b>	<b>74</b>
Hotels and Restaurants	Accounts Clerk	1	0	1
	Administrative Clerk	0	2	2
	Apprentice Cook	1	0	1
	Assistant Accountant	0	1	1
	Assistant Cook	0	3	3
	Attendant, General	0	1	1
	Butcher, General	0	1	1
	Cashier	0	1	1
	Cleaner	2	1	3
	Cleaner, Hotel	0	1	1
	Commis, Kitchen	0	1	1
	Fast Food Operator	0	1	1
	Gardener	1	0	1
	Kitchen Helper	1	1	2
	Kitchen Steward	0	1	1
	Machine Operator, Drying, Laundry	0	1	1
	Mini Bar Attendant	2	0	2

Table 28 (cont'd) - Number of placements effected by industrial group, occupation and sex, February 202

Industrial group	Occupation	Male	Female	Both sexes
Hotels and Restaurants (Cont'd)	Pastry Cook	1	1	2
	Receptionist	0	1	1
	Secretary General	0	2	2
	Shop Assistant	0	1	1
	Steward / Stewardess / Stewarding Technician	0	1	1
	Valet/Chambermaid, Hotel	4	1	5
	Waiter/Waitress, General	0	3	3
	<b>Sub Total</b>	<b>13</b>	<b>26</b>	<b>39</b>
Information and Communication	Administrative Clerk	0	1	1
	Customer Service Clerk	0	1	1
	Receptionist	0	2	2
	Secretary	0	1	1
	Software Engineer	1	0	1
	<b>Sub Total</b>	<b>1</b>	<b>5</b>	<b>6</b>
Financial Intermediation	Accounts Clerk	1	4	5
	Administrative Assistant	0	1	1
	Data-Entry Clerk	1	0	1
	Marketing Officer	0	1	1
	<b>Sub Total</b>	<b>2</b>	<b>6</b>	<b>8</b>
Real estate, renting and business services	Accounts Clerk	0	1	1
	Administrative Clerk	0	1	1
	Administrative Secretary	0	3	3
	Air Cargo Clerk	1	2	3
	Attendant, Public Place	0	1	1
	Call Centre Operator	0	1	1
	Cashier	0	2	2
	Cleaner	0	4	4
	Cleaner, Building/Office	1	1	2
	Clerical Officer / Clerk	0	2	2
	Customer Service Representative	0	1	1
	Dealer, Casino	0	1	1
	Driver, Private Car	2	0	2
	Helper	1	2	3
	Import and Export Clerk	0	1	1
	Maintenance Officer	1	0	1
	Office Attendant / Auxiliary	1	0	1
	Reception-Clerk	0	1	1
	Receptionist	0	1	1
	Security Guard	1	0	1
	<b>Sub Total</b>	<b>8</b>	<b>25</b>	<b>33</b>
Education	Administrative Assistant	1	2	3
	Attendant, Pre-Primary School Children	0	1	1
	Child Carer / Nursery Attendant	0	2	2
	Cleaner, Building/Office	0	1	1

Table 28 (cont'd) - Number of placements effected by industrial group, occupation and sex, February 202

Industrial group	Occupation	Male	Female	Both sexes
Education (Cont'd)	Digital Marketing Assistant	0	1	1
	Preprimary Teacher	0	1	1
	Receptionist	0	2	2
	<b>Sub Total</b>	<b>1</b>	<b>10</b>	<b>11</b>
Health and Social Services	Carer, Home	0	1	1
	Cleaner, Building/Office	0	1	1
	Clerical Officer / Clerk	1	1	2
	Night Security Officer	1	0	1
	Optical Salesperson	1	1	2
	Receptionist	0	2	2
	Secretary	0	1	1
	<b>Sub Total</b>	<b>3</b>	<b>7</b>	<b>10</b>
Private Households	Baby Sitter	0	1	1
	Carer, Home	0	2	2
	Housemaid	0	10	10
	<b>Sub Total</b>	<b>0</b>	<b>13</b>	<b>13</b>
<b>Total EIC<sup>1</sup></b>		<b>127</b>	<b>175</b>	<b>302</b>
NED <sup>2</sup> : (a) Public Sector		12	15	27
(b) Workfare Programme		14	16	30
(c) Magazine de L'Emploi et des Metiers		7	10	17
(d) Job Management System		0	2	2
(e) Youth Employment Programme (Public & Private)		2	10	12
(f) Back to Work Programme		0	0	0
(g) Dual Training Programme		0	0	0
(h) Trainee Engineer Scheme (Public & Private)		2	1	3
(i) Outward Labour Migration		2	5	7
<b>Total NED</b>		<b>39</b>	<b>59</b>	<b>98</b>
<b>Grand Total</b>		<b>166</b>	<b>234</b>	<b>400</b>

<sup>1</sup> Employment Information Centres<sup>2</sup> National Employment Department

# WORK PERMITS & CERTIFICATES OF EXEMPTION





**Table 29 - Number of NEW work permits issued by industrial group, occupation & sex, February 2024**

<b>Industrial Group</b>	<b>Occupation</b>	<b>Male</b>	<b>Female</b>	<b>Both sexes</b>
Agriculture, Hunting and Forestry	Farm Worker	1	0	1
	Field Labourer	20	0	20
	Greenhouse Operator	2	0	2
	Labourer	3	0	3
	Ouvrier	1	0	1
	Poultry Farm Worker	3	0	3
	Skilled Farm Worker	5	0	5
	Sugarcane Farm Labourer	11	0	11
	<b>Sub Total</b>	<b>46</b>	<b>0</b>	<b>46</b>
Manufacturing	Aluminium Assembler	2	0	2
	Aluminium Fabricator	7	0	7
	Aluminium Framemaker	1	0	1
	Bakery Operator	21	0	21
	Block Maker	3	0	3
	Brush Maker, Hand	5	2	7
	Cabinet Maker	10	0	10
	Carpenter	8	0	8
	Carpenter/Cabinet Maker	1	0	1
	Cement Carver	2	0	2
	Cordwainer	1	0	1
	Electrical Technician	2	0	2
	Factory Attendant	1	0	1
	Factory Operator	4	0	4
	Fish Cleaner	1	32	33
	Fish Cutter	44	0	44
	Food Processing Operator	3	0	3
	Food Processor	3	0	3
	Forklift Driver	1	0	1
	Forklift Operator	6	0	6
	Furniture Maker	3	0	3
	Gas And Electric Welder	5	0	5
	It Assistant	1	0	1
	Machine Operator	31	0	31
	Machine Operator (Wood)	4	0	4
	Machine Operator, Sewing	44	1	45
	Machine Operator, Textiles	126	47	173
	Machine Operator, Wire Products	5	0	5
	Machinist	4	0	4
	Mechanical And Technical Operator	3	0	3
	Metal Worker	9	0	9
	Packing Machine Operator	2	0	2
	Pastry Maker	1	0	1
	Polishing Machine Operator	17	0	17
	Sewing Operator	2	0	2
	Skilled Worker/Aluminium Fabricator	1	0	1
	Spinner	28	0	28
	Supervisor	1	0	1
	Tailor	2	1	3
	Turner & Fitter	1	0	1
	Upholsterer	4	0	4
	Welder	5	0	5
	Wood Carver	1	0	1
	<b>Sub Total</b>	<b>426</b>	<b>83</b>	<b>509</b>
Construction	Aluminium Fabricator	2	0	2
	Carpenter	40	0	40
	Director/Chief Executive, Para Statal Organisation	1	0	1

**Table 29 (Cont'd) - Number of NEW work permits issued by industrial group, occupation & sex, February 2024**

<b>Industrial Group</b>	<b>Occupation</b>	<b>Male</b>	<b>Female</b>	<b>Both sexes</b>
Construction (Cont'd)	Electrician	5	0	5
	Electronic Technician	1	0	1
	Engineer, Road Construction	1	0	1
	Excavator Operator	3	0	3
	Granite Worker	1	0	1
	Mason	48	0	48
	Mason, General	1	0	1
	Mason, Monument	1	0	1
	Plumber	3	0	3
	Skilled Carpenter	4	0	4
	Skilled Mason	20	0	20
	Specialist Marble/Tiler	2	0	2
	Welder	1	0	1
	Welder, Mig	1	0	1
	<b>Sub Total</b>	<b>135</b>	<b>0</b>	<b>135</b>
Wholesale and Retail Trade, Repair of Motor Vehicles, Motorcycles and Personal and Household Goods	Automobile Mechanic, Diesel	1	0	1
	Automobile Painter	1	0	1
	Bakery Operator	8	0	8
	Budding Operator	1	0	1
	Car Painter	2	0	2
	Deputy/Assistant Director/Chief Executive, Corporate Organisation (Private Sector)	0	1	1
	Director/Chief Executive, Corporate Organisation (Private Sector)	1	0	1
	Electrician	1	0	1
	Factory Operator	5	0	5
	False Ceiling Maker	15	0	15
	Fertigation Operator	1	0	1
	Fish/Meat Packer	1	0	1
	Green House Operator	1	0	1
	Heavy Equipments Service Mechanic	1	0	1
	Mechanic	1	0	1
	Motor Mechanic	3	0	3
	Packing Machine Operator	4	0	4
	Panel Beater	2	0	2
	Pastry Maker	1	0	1
	Pharmacy Dispenser	1	0	1
	Shelves Worker	24	0	24
	Storekeeper	1	0	1
	Tailor	2	1	3
	Welder	2	0	2
	<b>Sub Total</b>	<b>80</b>	<b>2</b>	<b>82</b>
Transport, Storage and Communications	Call Centre Operator	1	1	2
	Frigo Boy	1	0	1
	Mechanic	1	0	1
	<b>Sub Total</b>	<b>3</b>	<b>1</b>	<b>4</b>
Hotels and Restaurants	Assistant Cook	0	1	1
	Barista	2	2	4
	Chef	5	0	5
	Chef De Partie	1	0	1
	Cook	6	0	6
	Cook Chinese Cuisine	1	0	1
	Indian Chef	2	0	2
	Indian Chinese Cook	1	0	1
	Kitchen Helper	0	1	1
	Packing Machine Operator	6	0	6

**Table 29 (Cont'd) - Number of NEW work permits issued by industrial group, occupation & sex, February 2024**

<b>Industrial Group</b>	<b>Occupation</b>	<b>Male</b>	<b>Female</b>	<b>Both sexes</b>
Hotels and Restaurants (Cont'd)	South Indian Cook	1	0	1
	Waiter	2	0	2
	Waitress	0	1	1
	<b>Sub Total</b>	<b>27</b>	<b>5</b>	<b>32</b>
Information Technology	Directors/Chief Executives, Nec	1	0	1
	Sales Representative Technical	1	0	1
	Trust And Corporate Administrator	0	1	1
	<b>Sub Total</b>	<b>2</b>	<b>1</b>	<b>3</b>
Real Estate, Renting and Business Activities	Assistant Site Manager	1	0	1
	Marquees Erector	1	0	1
	Photographer, General	1	0	1
	Tent Erector	7	0	7
	<b>Sub Total</b>	<b>10</b>	<b>0</b>	<b>10</b>
Professional, Scientific and Technical Activities	Carer	0	2	2
	Electrician	6	0	6
	Plumber	6	0	6
	<b>Sub Total</b>	<b>12</b>	<b>2</b>	<b>14</b>
Administrative and Support Service Activities	Horticulturist Technicians	3	0	3
	Packing Machine Operator	5	0	5
	Packing Operator	1	0	1
	Pest Control Operator	1	0	1
	<b>Sub Total</b>	<b>10</b>	<b>0</b>	<b>10</b>
Education	Lab Technician	2	0	2
	<b>Sub Total</b>	<b>2</b>	<b>0</b>	<b>2</b>
Health and Social Work	Laboratory Technician, Chemical Laboratory	1	0	1
	Medical Doctor Anaesthesia	2	0	2
	Nursing Officer	1	2	3
	<b>Sub Total</b>	<b>4</b>	<b>2</b>	<b>6</b>
Other community, social and personal service	Automobile Electrician	2	0	2
	Carer	0	1	1
	Football Player	2	0	2
	Hindu Priest	1	0	1
	Massage Therapist	0	2	2
	Nadeswaram Player	1	0	1
	Officiating Priest	1	0	1
	Religious Worker, Non-Ordained	1	0	1
	Sculptor	0	1	1
	Senior Administrator Of Muslim Religious Organisation	1	0	1
	Sports Coach	2	0	2
	Temple Musician (Nadeswaram Vydwan)	1	0	1
	Thavil Player	1	0	1
	<b>Sub Total</b>	<b>13</b>	<b>4</b>	<b>17</b>
Private Household with employed persons	Carer	3	7	10
	Housemaid	0	1	1
	Nanny	0	3	3
	<b>Sub Total</b>	<b>3</b>	<b>11</b>	<b>14</b>
<b>Total</b>		<b>773</b>	<b>111</b>	<b>884</b>

**Table 30 - Number of work permits RENEWED by industrial group, occupation & sex, February 2024**

<b>Sector</b>	<b>Occupation</b>	<b>Male</b>	<b>Female</b>	<b>Both sexes</b>
Agriculture, hunting and forestry	Aluminium Fabricator	1	0	1
	Dairy Farmer	4	0	4
	Field Crop Farmer, General	2	0	2
	General Farmers And Crop Skilled Workers, Nec	1	0	1
	Green House And Budding Operator	2	0	2
	Horticulturist, General	1	0	1
	Livestock Farmer	1	0	1
	Marquetry Inlayer	1	0	1
	Plant Operator Fertilizer, Manufacturing	1	0	1
	Poultry Farm Skilled Worker	1	0	1
	Poultry Farm Worker (Unskilled)	1	0	1
	Poultry Farmer	3	0	3
	Specialised Crop Farm Skilled Worker	1	0	1
	Sugar Factories Helpers/Labourers	4	0	4
	<b>Sub Total</b>	<b>24</b>	<b>0</b>	<b>24</b>
Mining and Quarrying	Blockmaker, Concrete Casting	4	0	4
	Machine Operator, Stone Crushing	2	0	2
	<b>Sub Total</b>	<b>6</b>	<b>0</b>	<b>6</b>
Manufacturing	Air Conditioner Installer	1	0	1
	Aluminium Fabricator	1	0	1
	Apprentice Mechanic, Precision Instruments	1	0	1
	Apprentice, Air Conditioning And Refrigeration	1	0	1
	Apprentice, Machine Book Binder	2	0	2
	Baker, General	1	0	1
	Bariman	2	0	2
	Boiler Plant Operator, Steam	1	0	1
	Cabinet Maker	4	0	4
	Carpenter, General	2	0	2
	Chemist, Quality Control	1	0	1
	Die Cutter & Creaser Cylinder Press, Paper Products	3	0	3
	Director / Production Manager	1	0	1
	Driver/Helper	1	0	1
	Electrical Mechanics And Fitters, Nec	1	0	1
	Electrician, General	9	0	9
	Factory Manager	1	0	1
	Fast Food Operators	4	0	4
	Field Crop Farmer, General	6	0	6

**Table 30 (Cont'd) - Number of work permits RENEWED by industrial group, occupation & sex, February 2024**

<b>Sector</b>	<b>Occupation</b>	<b>Male</b>	<b>Female</b>	<b>Both sexes</b>
Manufacturing (Cont'd)	Finishing Operator	1	0	1
	Fish Cutter	21	31	52
	Folding Machine Operator, Leather Products	1	0	1
	Gas Welder	4	0	4
	Hammersmith	1	0	1
	Injection Moulding Machine Operator	6	0	6
	Jeweller, General	2	0	2
	Leather Goods Maker, General	1	0	1
	Machine Operator, Bakery Products	6	0	6
	Machine Operator, Beam Warping, Textile Weaving	1	0	1
	Machine Operator, Cloth Production	0	1	1
	Machine Operator, Foodstuffs Dehydrating	1	0	1
	Machine Operator, Garment Dyeing	2	0	2
	Machine Operator, Leather Preparing	4	1	5
	Machine Operator, Measuring Machine (Leather)	1	0	1
	Machine Operator, Paper Boxe Folding	1	0	1
	Machine Operator, Pastry Production	2	0	2
	Machine Operator, Plastic Products Fabrication	1	0	1
	Machine Operator, Printing General	2	0	2
	Machine Operator, Sewing	281	72	353
	Machine Operator, Sewing Leather	5	0	5
	Machine Operator, Spinning, Thread And Yarn	3	0	3
	Machine Operator, Textile Printing	3	1	4
	Machine Operator, Yarn-Dyeing	1	0	1
	Machinery-Fitter, General	1	0	1
	Managing Supervisor, Wholesale Trade	1	0	1
	Merchandiser, Clerk	1	0	1
	Metal Working Machine Setter Operator, General	2	0	2
	Metal Working Machine Setter, General	1	0	1
	Metal,-Plastic,-And Rubber-Products, Assemblers Nec	1	0	1
	Other Chemical Products Machine Operators, Nec	2	0	2
	Other Machinery Mechanics And Fitters, Nec	1	0	1
	Other Physical Science And Engineering Technicians, Nec	1	0	1
	Other Production And Operations Department Managers	1	0	1
	Pastry Maker	4	0	4
	Pipe Fitter, General	1	0	1
	Plastic Injection Moulding Machine Operator	10	0	10
	Plumber, General	9	0	9

**Table 30 (Cont'd) - Number of work permits RENEWED by industrial group, occupation & sex, February 2024**

<b>Sector</b>	<b>Occupation</b>	<b>Male</b>	<b>Female</b>	<b>Both sexes</b>
Manufacturing (Cont'd)	Poultry Farmer	1	0	1
	Precision Instrument Maker And Repairer	1	0	1
	Press Operator, Offset Lithographic Printing	1	0	1
	Production Manager, Manufacturing	1	0	1
	Roof Tiles Plant Operator	16	0	16
	Sheet-Metal Marker	1	0	1
	Spinner, Metal	17	0	17
	Spinner, Thread And Yarn	14	0	14
	Supervisor And Foreman, Aluminium Product Making	1	0	1
	Supervisor And Foreman, Garment Manufacturing	1	0	1
	Supervisor And Foreman, Quarrying	1	0	1
	Supervisor And General Foreman, Textile Products Treating	0	1	1
	Supervisor Of Back Office	1	0	1
	Supervisors And General Foremen, Food Processing Machine	1	0	1
	Supervisors And General Foremen, Textile Products Machine	1	0	1
	Tea Farmer	11	0	11
	Technician, Engineering, Quantity Surveying	1	0	1
	Upholsterer, General	3	0	3
	Varnisher/Lacquerer Furniture	1	0	1
	Wood Carver;Hand	1	0	1
	<b>Sub Total</b>	<b>505</b>	<b>107</b>	<b>612</b>
Construction	Aluminium Fabricator	2	0	2
	Barbender	45	0	45
	Bricklayer, Construction	7	0	7
	Bricklayers, Stonemasons, Floor Layers And Tile Setters, Nec	12	0	12
	Building Construction And Maintenance Labourers, Nec	1	0	1
	Cabinet Maker	1	0	1
	Carpenter, General	104	1	105
	Concrete Shutterer	13	0	13
	Construction Carpenter	18	0	18
	Cook, Domestic	1	0	1
	Cooks, Nec	2	0	2
	Crane Operator	1	0	1
	Electrical Engineering Technician General	1	0	1
	Electrician, General	21	0	21
	Electronics Engineering Technician, General	6	0	6
	Financial Controller	1	0	1

**Table 30 (Cont'd) - Number of work permits RENEWED by industrial group, occupation & sex, February 2024**

<b>Sector</b>	<b>Occupation</b>	<b>Male</b>	<b>Female</b>	<b>Both sexes</b>
Construction (cont'd)	Floor Layers And Tile Setters, Nec	4	0	4
	Gas And Electric Welder, General	2	0	2
	Granite Technician	5	0	5
	Head Cook	1	0	1
	Interpreter	1	1	2
	Marble Setter	2	0	2
	Mason, General	156	0	156
	Mason, Monument	33	0	33
	Mechanic, Construction Machinery	1	0	1
	Mechanic, Electrical	1	0	1
	Metal Working Machine Setter Operator, General	1	0	1
	Motor Vehicle Mechanics And Repairers, Nec	1	0	1
	Painter, Artist	1	0	1
	Plasterer, General	1	0	1
	Plumber, General	5	0	5
	Roller Shutter Fixer	3	0	3
	Safety Supervisor	2	0	2
	Scaffolder	2	0	2
	Sheet-Metal Marker	1	0	1
	Site Supervisor	2	0	2
	Site Technician	1	0	1
	Steel Fixer	53	0	53
	Stonemason, Construction	2	0	2
	Supervisor And Foreman , Welding And Flame Cutting	1	0	1
	Supervisor And Foreman, Building Construction	1	0	1
	Supervisor And Foreman, Quarrying	1	0	1
	Supervisor, Construction Labourers	3	0	3
	Technician, Rapeller	1	0	1
	Technician, Engineering, Ship Construction	1	0	1
	Tile Setter	46	0	46
	Water-Treatment Plant Operator	1	0	1
	Welders And Flame-Cutters, Nec	1	0	1
	<b>Sub Total</b>	<b>573</b>	<b>2</b>	<b>575</b>
Wholesale and retail trade, repair of motor vehicles, motorcycles and personal and household goods	Automobile Mechanic, Petrol	1	0	1
	Automobile Mechanic, Petrol And Diesel	1	0	1
	Automobile Technician(Gas Conversion Kit)	1	0	1
	Carpenter, General	4	0	4
	Cleaner, Car And Bus	1	0	1

**Table 30 (Cont'd) - Number of work permits RENEWED by industrial group, occupation & sex, February 2024**

<b>Sector</b>	<b>Occupation</b>	<b>Male</b>	<b>Female</b>	<b>Both sexes</b>
Wholesale and retail trade, repair of motor vehicles, motorcycles and personal and household goods (Cont'd)	Engineer, Electrical And Electronics	1	0	1
	Excavator Loader On P Types	1	0	1
	Executive Pastry Chef	1	0	1
	Gas And Electric Welder, General	3	0	3
	Jeweller, General	1	0	1
	Machine Operator, Bakery Products	7	0	7
	Machine Operator, Embroidery	1	0	1
	Machine Operator, Labelling	1	0	1
	Machine Operator, Packing	5	0	5
	Machine Operator, Sewing	14	0	14
	Mechanic, Heavy Vehicle	1	0	1
	Pastry Maker	6	0	6
	Spot Welder, Machine	3	0	3
	<b>Sub Total</b>	<b>53</b>	<b>0</b>	<b>53</b>
Transport and Storage	Cable Jointer	1	0	1
	Cable Worker, Electric Power, Underground Cables	1	0	1
	Call Centre Operator	0	7	7
	Riggers And Cable Splicers, Nec	1	0	1
	Telecommunication Technician	2	0	2
	Wireless Operator	1	0	1
	<b>Sub Total</b>	<b>6</b>	<b>7</b>	<b>13</b>
Hotels and Restaurants	Bar Manager	1	0	1
	Cook, Hotel/Restaurant	2	0	2
	Cook, Indian Cuisine	6	0	6
	Fast Food Operators	1	0	1
	Head Cook	1	0	1
	Helper, Kitchen, Non-Domestic	1	0	1
	<b>Sub Total</b>	<b>12</b>	<b>0</b>	<b>12</b>
Financial Intermediation	Head Of Department	1	0	1
	<b>Sub Total</b>	<b>1</b>	<b>0</b>	<b>1</b>
Real Estate, Renting and Business Activities	Green House And Budding Operator	2	0	2
	<b>Sub Total</b>	<b>2</b>	<b>0</b>	<b>2</b>
Health and Social Work Activities	Laboratory Technician	1	0	1
	Laboratory Technician, Chemical Laboratory	0	1	1
	Medical Doctor Anaesthesia	3	0	3



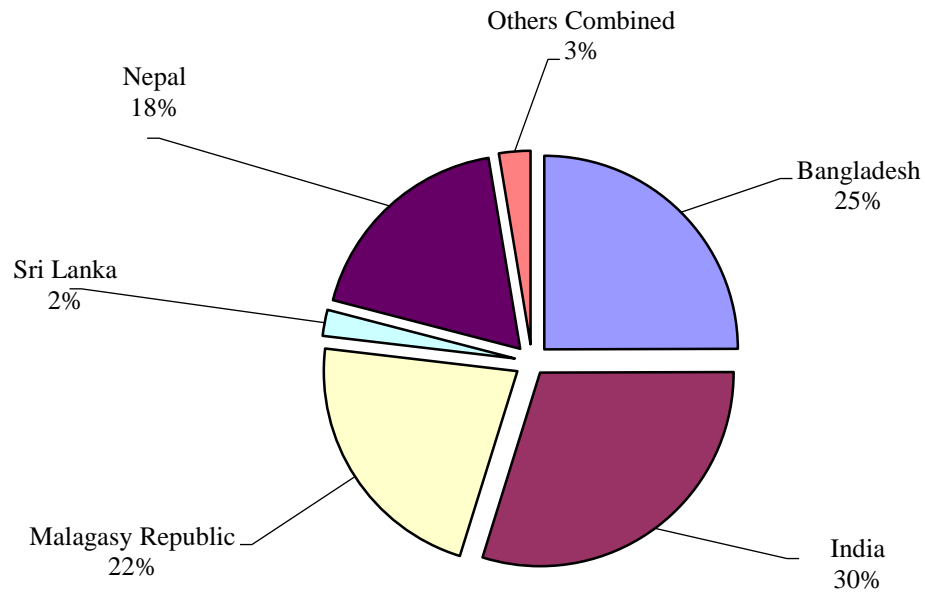
**Table 30 (Cont'd) - Number of work permits RENEWED by industrial group, occupation & sex, February 2024**

<b>Sector</b>	<b>Occupation</b>	<b>Male</b>	<b>Female</b>	<b>Both sexes</b>
Health and Social Work Activities (Cont'd)	Nurse	0	1	1
	Nursery Skilled Worker	0	1	1
	Nursing Officer	4	7	11
	Spa Therapist	1	0	1
	Specialised Nurse	1	5	6
	<b>Sub Total</b>	<b>10</b>	<b>15</b>	<b>25</b>
Other community, social and Personal Service	Architect, Landscape	17	0	17
	Football Player	3	0	3
	Priest	1	0	1
	Sculptor	1	0	1
	Surveyor, Land	15	0	15
	<b>Sub Total</b>	<b>37</b>	<b>0</b>	<b>37</b>
Private Household With Employed Persons	Carer	0	3	3
	Machine Operator, Sewing	0	1	1
	<b>Sub Total</b>	<b>0</b>	<b>4</b>	<b>4</b>
<b>Total</b>		<b>1,229</b>	<b>135</b>	<b>1,364</b>

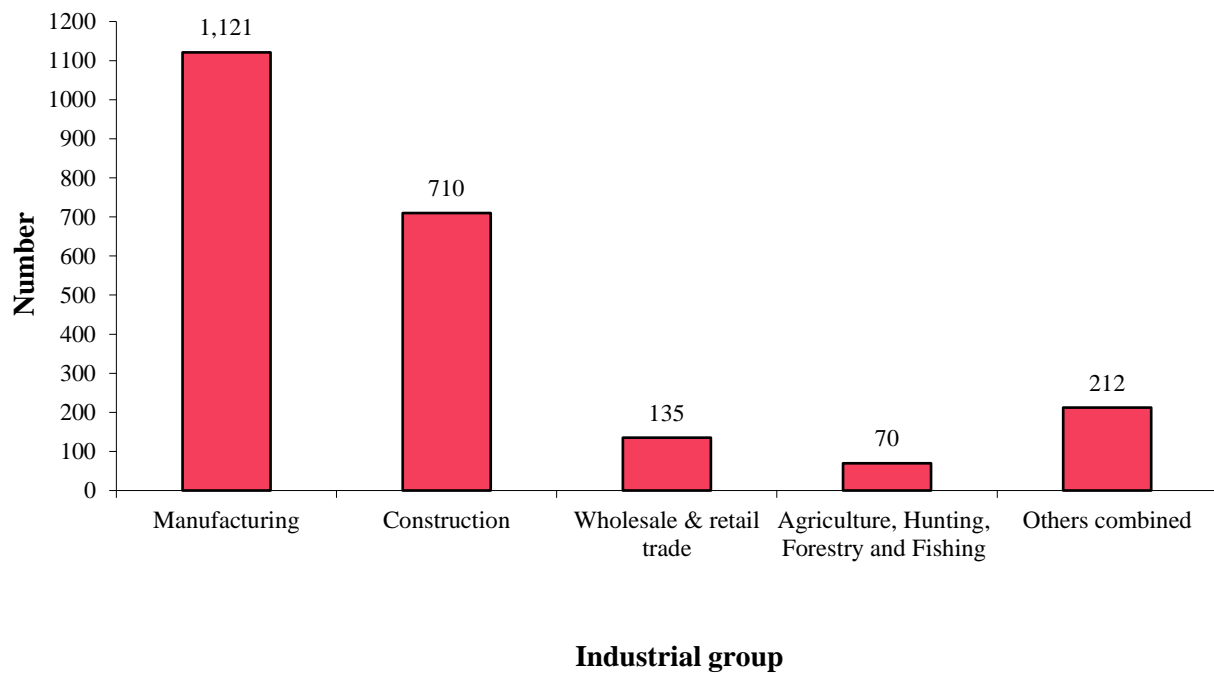
**Table 31 - Number of new work permits issued and renewed work permits by country of origin & sex, February 2024**

Country	New			Renewed			Grand Total
	Male	Female	Both sexes	Male	Female	Both sexes	
Algeria	0	1	1	0	0	0	1
Bangladesh	3	0	3	514	44	558	561
Bangladesh	2	0	2	0	0	0	2
Cameroon	0	0	0	1	0	1	1
China	0	0	0	27	2	29	29
Cuba	1	0	1	0	0	0	1
France	2	0	2	0	0	0	2
Ghana	0	0	0	1	0	1	1
India	291	4	295	360	16	376	671
Indonesia	0	2	2	0	0	0	2
Iran	1	0	1	0	0	0	1
Ivory Coast	2	0	2	2	0	2	4
Kenya	2	0	2	0	0	0	2
Madagascar	221	63	284	148	64	212	496
Nepal	242	9	251	160	1	161	412
Pakistan	1	0	1	0	0	0	1
Philippines	0	3	3	0	1	1	4
Reunion Island	1	0	1	0	0	0	1
Senegal	0	0	0	1	0	1	1
South Africa	2	1	3	0	0	0	3
Sri Lanka	2	27	29	13	7	20	49
Tunisia	0	1	1	0	0	0	1
Zimbabwe	0	0	0	2	0	2	2
<b>Total</b>	<b>773</b>	<b>111</b>	<b>884</b>	<b>1,229</b>	<b>135</b>	<b>1,364</b>	<b>2,248</b>

**Figure 5 - Distribution (%) of new work permits & renewed work permits by country of origin, February 2024**



**Figure 6 - Number of new work permits & renewed work permits by industrial group, February 2024**



**Table 32 - Number of new and renewed work permits by industrial group & sex, February 2024**

Industrial group	New			Renewed			Total		
	Male	Female	Both sexes	Male	Female	Both sexes	Male	Female	Both sexes
Agriculture, Hunting, Forestry and Fishing	46	0	46	24	0	24	70	0	70
Minning and Quarrying	0	0	0	6	0	6	6	0	6
Manufacturing	426	83	509	505	107	612	931	190	1,121
Construction	135	0	135	573	2	575	708	2	710
Wholesale And Retail Trade, Repair Of Motor Vehicles, Motorcycles And Personal And Household Goods	80	2	82	53	0	53	133	2	135
Transport, Storage and Communication	3	1	4	6	7	13	9	8	17
Hotels and Restaurants	27	5	32	12	0	12	39	5	44
Information Technology	2	1	3	0	0	0	2	1	3
Financial Intermediation	0	0	0	1	0	1	1	0	1
Real Estate, Renting And Business Activities	10	0	10	2	0	2	12	0	12
Professional, Scientific and Technical Activities	12	2	14	0	0	0	12	2	14
Administrative and Support Service Activities	10	0	10	0	0	0	10	0	10
Education	2	0	2	0	0	0	2	0	2
Health And Social Work	4	2	6	10	15	25	14	17	31
Other Community, Social And Personal Service	13	4	17	37	0	37	50	4	54
Private Households With Employed Persons	3	11	14	0	4	4	3	15	18
<b>Total</b>	<b>773</b>	<b>111</b>	<b>884</b>	<b>1,229</b>	<b>135</b>	<b>1,364</b>	<b>2,002</b>	<b>246</b>	<b>2,248</b>

**Table 33 - Number of certificates of exemption issued and renewed by country of origin & sex, February 2024**

<b>Country</b>	<b>New</b>	<b>Renewed</b>	<b>Grand Total</b>
Bangladesh	0	52	<b>52</b>
Burundi	1	0	<b>1</b>
China	22	0	<b>22</b>
El Salvador	0	1	<b>1</b>
France	11	1	<b>12</b>
Gambia	1	0	<b>1</b>
India	388	726	<b>1114</b>
Indonesia	1	0	<b>1</b>
Italy	0	1	<b>1</b>
Japan	1	0	<b>1</b>
Kenya	0	1	<b>1</b>
Madagascar	24	1	<b>25</b>
Nepal	332	28	<b>360</b>
Reunion Island	0	1	<b>1</b>
Rwanda	1	1	<b>2</b>
South Africa	0	1	<b>1</b>
Tanzania	1	0	<b>1</b>
<b>Total</b>	<b>783</b>	<b>814</b>	<b>1,597</b>

**Table 34 - Number of valid work permits and certificates of exemption by industrial group & sex, as at end of February 2024**

Industrial group	Valid Work Permits			Certificates of Exemption			Grand Total		
	Male	Female	Both sexes	Male	Female	Both sexes	Male	Female	Both sexes
Agriculture, Hunting, Forestry and Fishing	1,231	10	1,241	261	0	261	1,492	10	1,502
Mining And Quarrying	9	0	9	0	0	0	9	0	9
Manufacturing	16,865	4,005	20,870	1	0	1	16,866	4,005	20,871
Electricity, Gas And Water Supply	5	0	5	0	0	0	5	0	5
Construction	6,636	18	6,654	6,394	2	6,396	13,030	20	13,050
Wholesale And Retail Trade, Repair Of Motor Vehicles, Motorcycles And Personal And Household Goods	1,984	50	2,034	1	0	1	1,985	50	2,035
Transport, Storage And Communications	199	101	300	2	0	2	201	101	302
Hotels And Restaurants	607	44	651	0	0	0	607	44	651
Information Technology	26	6	32	0	0	0	26	6	32
Financial Intermediation	29	6	35	12	15	27	41	21	62
Real Estate, Renting And Business Activities	260	19	279	0	0	0	260	19	279
Professional, Scientific and Technical Activities	42	2	44	0	0	0	42	2	44
Administrative and Support	142	76	218	0	0	0	142	76	218
Public Administration And Defence; Compulsory Social Security	3	3	6	142	37	179	145	40	185
Education	16	14	30	42	44	86	58	58	116
Health And Social Work	124	102	226	1	0	1	125	102	227
Other Community, Social And Personal Service	534	104	638	19	12	31	553	116	669
Private Households With Employed Persons	122	113	235	0	1	1	122	114	236
Extra-territorial Organisations and Bodies	0	0	0	26	33	59	26	33	59
<b>Total</b>	<b>28,834</b>	<b>4,673</b>	<b>33,507</b>	<b>6,901</b>	<b>144</b>	<b>7,045</b>	<b>35,735</b>	<b>4,817</b>	<b>40,552</b>

**Table 35 - Number of valid work permits and certificates of exemption by country of origin & sex, as at end of February 2024**

Country of origin	Valid Work Permits			Certificates of exemption			Grand Total		
	Male	Female	Both sexes	Male	Female	Both sexes	Male	Female	Both sexes
Algeria	1	2	3	0	0	0	1	2	3
Australia	2	2	4	2	1	3	4	3	7
Bangladesh	9,347	2,276	11,623	113	0	113	9,460	2,276	11,736
Belgium	2	4	6	1	0	1	3	4	7
Botswana	0	0	0	1	1	2	1	1	2
Brazil	3	0	3	0	0	0	3	0	3
Burkina Faso	3	0	3	0	0	0	3	0	3
Burundi	0	0	0	1	2	3	1	2	3
Cameroon	6	3	9	0	0	0	6	3	9
Canada	0	3	3	0	3	3	0	6	6
Cape Verde Islands	2	0	2	0	0	0	2	0	2
Chile	1	0	1	0	0	0	1	0	1
China, People's Republic of	123	21	144	26	24	50	149	45	194
Columbia	1	0	1	0	0	0	1	0	1
Comoro Islands	1	1	2	0	0	0	1	1	2
Congo	5	2	7	0	0	0	5	2	7
Cuba	2	0	2	1	0	1	3	0	3
Czech Republic	0	0	0	0	0	0	0	0	0
Djibouti	0	1	1	0	1	1	0	2	2
Egypt	3	0	3	2	0	2	5	0	5
El Salvador	0	0	0	1	0	1	1	0	1
Ethiopia	3	0	3	3	0	3	6	0	6
France	31	20	51	80	84	164	111	104	215
Gambia	0	0	0	1	0	1	1	0	1
Germany	3	2	5	2	0	2	5	2	7
Ghana	7	2	9	0	0	0	7	2	9
Guinea	0	0	0	0	0	0	0	0	0
Guinea-Bissau	17	0	17	0	0	0	17	0	17
Honduras	0	1	1	0	0	0	0	1	1
Hong Kong	1	0	1	0	0	0	1	0	1
Hungary	0	1	1	0	0	0	0	1	1
Iceland	0	1	1	0	0	0	0	1	1
India	11,611	338	11,949	3,910	4	3,914	15,521	342	15,863
Indonesia	13	24	37	62	3	65	75	27	102
Iran	2	1	3	0	0	0	2	1	3
Ireland	1	1	2	0	0	0	1	1	2
Italy	5	4	9	1	0	1	6	4	10
Ivory Coast	12	1	13	0	0	0	12	1	13
Japan	0	0	0	4	3	7	4	3	7
Kenya	77	232	309	2	2	4	79	234	313
Korea, Republic of	0	0	0	0	0	0	0	0	0
Laos	0	1	1	0	0	0	0	1	1

**Table 35 (Cont'd) - Number of valid work permits and certificates of exemption by country of origin & sex, as at end of February 2024**

Country of origin	Valid Work Permits			Certificates of exemption			Grand Total		
	Male	Female	Both sexes	Male	Female	Both sexes	Male	Female	Both sexes
Luthiana	0	0	0	0	0	0	0	0	0
Malagasy Republic	3,833	1,281	5,114	234	0	234	4,067	1,281	5,348
Malawi	0	0	0	2	0	2	2	0	2
Malaysia	0	3	3	0	0	0	0	3	3
Morocco	3	3	6	0	0	0	3	3	6
Mozambique	32	0	32	1	1	2	33	1	34
Namibia	1	0	1	1	0	1	2	0	2
Nauru	1	0	1	0	0	0	1	0	1
Nepal	3,185	78	3,263	2,402	0	2,402	5,587	78	5,665
Nicaragua	1	0	1	0	0	0	1	0	1
Nigeria	9	1	10	0	1	1	9	2	11
Oman	1	0	1	0	0	0	1	0	1
Pakistan	17	2	19	0	0	0	17	2	19
Philippines	7	15	22	0	0	0	7	15	22
Poland	2	0	2	0	0	0	2	0	2
Reunion Island	1	0	1	0	1	1	1	1	2
Romania	0	0	0	1	0	1	1	0	1
Russia	0	1	1	0	0	0	0	1	1
Rwanda	0	0	0	1	4	5	1	4	5
Senegal	2	0	2	0	0	0	2	0	2
Serbia	0	0	0	1	0	1	1	0	1
Seychelles	1	1	2	1	0	1	2	1	3
Singapore	0	1	1	0	0	0	0	1	1
Slovakia	0	1	1	0	0	0	0	1	1
Slovenia	1	0	1	0	0	0	1	0	1
South Africa	19	12	31	9	4	13	28	16	44
South Korea	4	0	4	1	0	1	5	0	5
Spain	1	0	1	0	0	0	1	0	1
Sri Lanka	380	314	694	12	0	12	392	314	706
Swaziland	0	0	0	0	2	2	0	2	2
Switzerland	0	0	0	0	0	0	0	0	0
Taiwan	2	0	2	2	0	2	4	0	4
Tanzania	3	1	4	7	0	7	10	1	11
Thailand	1	4	5	0	0	0	1	4	5
Tunisia	1	2	3	0	0	0	1	2	3
Uganda	0	2	2	1	1	2	1	3	4
United Kingdom	4	0	4	7	1	8	11	1	12
United States of America	1	1	2	4	1	5	5	2	7
Vietnam	1	1	2	0	0	0	1	1	2
Yemen	2	0	2	0	0	0	2	0	2
Zambia	0	1	1	0	0	0	0	1	1
Zimbabwe	33	4	37	1	0	1	34	4	38
<b>Total</b>	<b>28,834</b>	<b>4,673</b>	<b>33,507</b>	<b>6,901</b>	<b>144</b>	<b>7,045</b>	<b>35,735</b>	<b>4,817</b>	<b>40,552</b>



**Table 36 - Number of valid work permits and certificates of exemption (more than 50) by occupation & sex, as at end of February 2024**

<b>Occupation</b>	<b>Male</b>	<b>Female</b>	<b>Total</b>
Aluminium Fabricator	269	0	269
Barbender	363	0	363
Barbender Grade I	82	0	82
Barbender Grade II	81	0	81
Block Mason Grade II	101	0	101
Bricklayer, Construction	50	0	50
Brush Maker, Hand	35	20	55
Cabinet Maker	675	1	676
Call Centre Operator	78	125	203
Carer	67	65	132
Carpenter	356	0	356
Carpenter Grade I	348	0	348
Carpenter Grade II	1038	0	1,038
Carpenter, General	1019	2	1,021
Concrete Shutterer	110	0	110
Construction Carpenter	158	0	158
Cook	136	3	139
Cook, Hotel/Restaurant	112	3	115
Cook, Indian Cuisine	133	3	136
Electrician	86	0	86
Electrician Grade II	79	0	79
Electrician, General	334	0	334
Factory Mechanic Operator, Sugar Processing	87	0	87
Factory Operator	171	0	171
Fast Food Operator	51	0	51
Fibre Glass Worker	57	0	57
Field Labourer	91	0	91
Fish Cleaner	3	275	278
Fish Cutter	690	884	1,574
Fisherman	123	0	123
Frigorist	70	0	70
Gas And Electric Welder, General	101	0	101
Greenhouse And Budding Operator	146	0	146
Helper	310	0	310
High Precision Mechanic	67	0	67
Housemaid	46	18	64
Injection Moulding Machine Operator	50	0	50
Jeweller	96	0	96
Knitting Machine Operator, Garment	52	0	52

**Table 36 (Cont'd) - Number of valid work permits and certificates of exemption (more than 50) by occupation & sex, as at end of February 2024**

<b>Occupation</b>	<b>Male</b>	<b>Female</b>	<b>Total</b>
Machine Operator	839	236	1,075
Machine Operator, Bakery Products	901	7	908
Machine Operator, Drying, Laundry	67	0	67
Machine Operator, Fish Processing	38	26	64
Machine Operator, Packing	511	3	514
Machine Operator, Sewing	7953	2127	10,080
Machine Operator, Sewing Leather	50	2	52
Machine Operator, Spinning, Thread And Yarn	241	0	241
Machine Operator, Textile Printing	46	11	57
Machine Operator, Textiles	1100	283	1,383
Mason	2428	4	2,432
Mason Grade 1	444	0	444
Mason Grade II	1598	0	1,598
Mason, Monument	86	0	86
Nursing Officer	41	48	89
Pastry Maker	320	7	327
Plasterer Grade 2	204	0	204
Plastic Injection Moulding Machine Operator	51	0	51
Plumber, General	285	0	285
Poultry Farm Worker (Unskilled)	61	0	61
Poultry Farmer	87	0	87
Scaffolder Grade II	73	0	73
Seaman	57	0	57
Senior Administrator Of Christian Religious Organisation	37	27	64
Shelves Worker	41	28	69
Skilled Mason	115	0	115
Skilled Worker Grade II	93	0	93
Spinner	74	0	74
Spinner, Thread And Yarn	215	2	217
Spinning Machine Operator	85	0	85
Steel Fixer	334	1	335
Steel Fixer Grade I	105	0	105
Steel Fixer Grade II	474	0	474
Sugar Cane Field Labourer	51	0	51
Supervisor, Call Centre	14	42	56
Tile Setter	147	0	147
Unskilled Worker	282	0	282
Upholsterer	76	2	78
Upholsterer, General	68	0	68
Volontaire International En Entreprise (Vie)	33	24	57

**Table 36 (Cont'd) - Number of valid work permits and certificates of exemption (more than 50) by occupation & sex, as at end of February 2024**

<b>Occupation</b>	<b>Male</b>	<b>Female</b>	<b>Total</b>
Weaving And Knitting Machine Operators, Nec	73	0	73
Welder	68	0	68
Welder, Mig	223	1	224
<i>Others</i>	<i>7725</i>	<i>537</i>	<i>8,262</i>
<b>Total</b>	<b>35735</b>	<b>4817</b>	<b>40,552</b>

Table 37 - Number of valid work permits and certificates of exemption by industrial group, country of origin &amp; sex, as at end of February 2024

Industrial Group	Country Name	Valid Work Permits			Certificates of Exemption			Grand Total		
		Male	Female	Total	Male	Female	Total	Male	Female	Total
Agriculture, Forestry And Fishing	Bangladesh	339	0	339	0	0	0	339	0	339
	Belgium	0	1	1	0	0	0	0	1	1
	Ethiopia	2	0	2	0	0	0	2	0	2
	Germany	0	0	0	1	0	1	1	0	1
	India	451	1	452	2	0	2	453	1	454
	Indonesia	0	0	0	44	0	44	44	0	44
	Kenya	28	0	28	0	0	0	28	0	28
	Madagascar	243	8	251	194	0	194	437	8	445
	Nepal	166	0	166	0	0	0	166	0	166
	South Africa	0	0	0	6	0	6	6	0	6
	Sri Lanka	0	0	0	12	0	12	12	0	12
	Taiwan	2	0	2	2	0	2	4	0	4
	<b>Sub Total</b>	<b>1231</b>	<b>10</b>	<b>1241</b>	<b>261</b>	<b>0</b>	<b>261</b>	<b>1492</b>	<b>10</b>	<b>1502</b>
Mining And Quarrying	Bangladesh	7	0	7	0	0	0	7	0	7
	Madagascar	2	0	2	0	0	0	2	0	2
	<b>Sub Total</b>	<b>9</b>	<b>0</b>	<b>9</b>	<b>0</b>	<b>0</b>	<b>0</b>	<b>9</b>	<b>0</b>	<b>9</b>
Manufacturing	Bangladesh	7021	2259	9280	0	0	0	7021	2259	9280
	Burkina Faso	1	0	1	0	0	0	1	0	1
	China	16	7	23	0	0	0	16	7	23
	France	1	1	2	1	0	1	2	1	3
	Germany	0	1	1	0	0	0	0	1	1
	Honduras	0	1	1	0	0	0	0	1	1
	India	5595	182	5777	0	0	0	5595	182	5777
	Indonesia	1	0	1	0	0	0	1	0	1
	Iran	1	0	1	0	0	0	1	0	1
	Italy	0	2	2	0	0	0	0	2	2
	Ivory Coast	4	0	4	0	0	0	4	0	4
	Kenya	39	230	269	0	0	0	39	230	269
	Laos	0	1	1	0	0	0	0	1	1
	Madagascar	2768	946	3714	0	0	0	2768	946	3714
	Morocco	0	2	2	0	0	0	0	2	2
	Mozambique	3	0	3	0	0	0	3	0	3
	Nauru	1	0	1	0	0	0	1	0	1
	Nepal	1042	60	1102	0	0	0	1042	60	1102
	Nigeria	1	0	1	0	0	0	1	0	1
	Pakistan	0	1	1	0	0	0	0	1	1
	Philippines	1	1	2	0	0	0	1	1	2
	South Africa	1	0	1	0	0	0	1	0	1
	Sri Lanka	361	311	672	0	0	0	361	311	672
	Tanzania	1	0	1	0	0	0	1	0	1
	Zimbabwe	7	0	7	0	0	0	7	0	7
	<b>Sub Total</b>	<b>16865</b>	<b>4005</b>	<b>20870</b>	<b>1</b>	<b>0</b>	<b>1</b>	<b>16866</b>	<b>4005</b>	<b>20871</b>
Electricity, Gas And Water Supply	Bangladesh	5	0	5	0	0	0	5	0	5
	<b>Sub Total</b>	<b>5</b>	<b>0</b>	<b>5</b>	<b>0</b>	<b>0</b>	<b>0</b>	<b>5</b>	<b>0</b>	<b>5</b>
Construction	Australia	0	0	0	1	0	1	1	0	1
	Bangladesh	813	1	814	112	0	112	925	1	926
	Cape Verde Islands	2	0	2	0	0	0	2	0	2
	China	92	9	101	22	0	22	114	9	123
	Colombia	1	0	1	0	0	0	1	0	1
	Comoros	0	1	1	0	0	0	0	1	1
	France	1	0	1	1	2	2	2	1	3
	Ghana	4	0	4	0	0	0	4	0	4
	Guinea-Bissau	13	0	13	0	0	0	13	0	13
	India	4120	5	4125	3848	1	3849	7968	6	7974
	Indonesia	0	1	1	0	0	0	0	1	1
	Madagascar	227	0	227	34	0	34	261	0	261
	Mozambique	29	0	29	0	0	0	29	0	29
	Namibia	1	0	1	0	0	0	1	0	1
	Nepal	1325	1	1326	2375	0	2375	3700	1	3701
	Nicaragua	1	0	1	0	0	0	1	0	1
	Nigeria	1	0	1	0	0	0	1	0	1
	Senegal	1	0	1	0	0	0	1	0	1
	South Africa	3	0	3	1	0	1	4	0	4
	Sri Lanka	2	0	2	0	0	0	2	0	2
	<b>Sub Total</b>	<b>6636</b>	<b>18</b>	<b>6654</b>	<b>6394</b>	<b>2</b>	<b>6396</b>	<b>13030</b>	<b>20</b>	<b>13050</b>
Wholesale And Retail Trade, Repair Of Motor Vehicles, Motorcycles And Personal And Household Goods	Bangladesh	888	2	890	0	0	0	888	2	890
	Cameroon	0	1	1	0	0	0	0	1	1
	China	3	0	3	0	0	0	3	0	3
	France	2	0	2	0	0	0	2	0	2
	Germany	1	0	1	0	0	0	1	0	1
	Ghana	1	0	1	0	0	0	1	0	1
	India	396	4	400	1	0	1	397	4	401
	Indonesia	12	0	12	0	0	0	12	0	12
	Iran	1	0	1	0	0	0	1	0	1

Table 37 (Cont'd) - Number of valid work permits and certificates of exemption by industrial group, country of origin &amp; sex, as at end of February 2024

Industrial Group	Country Name	Valid Work Permits			Certificates of Exemption			Grand Total		
		Male	Female	Total	Male	Female	Total	Male	Female	Total
Wholesale And Retail Trade, Repair Of Motor Vehicles, Motorcycles And Personal And Household Goods (Cont'd)	Italy	1	0	1	0	0	0	1	0	1
	Kenya	5	0	5	0	0	0	5	0	5
	Madagascar	235	36	271	0	0	0	235	36	271
	Morocco	0	1	1	0	0	0	0	1	1
	Nepal	432	2	434	0	0	0	432	2	434
	Nigeria	2	0	2	0	0	0	2	0	2
	Pakistan	2	1	3	0	0	0	2	1	3
	Philippines	0	1	1	0	0	0	0	1	1
	Singapore	0	1	1	0	0	0	0	1	1
	South Africa	1	1	2	0	0	0	1	1	2
	Spain	1	0	1	0	0	0	1	0	1
	Yemen	1	0	1	0	0	0	1	0	1
	<b>Sub Total</b>	<b>1984</b>	<b>50</b>	<b>2034</b>	<b>1</b>	<b>0</b>	<b>1</b>	<b>1985</b>	<b>50</b>	<b>2035</b>
Transport, Storage And Communications	Bangladesh	27	0	27	0	0	0	27	0	27
	Belgium	1	0	1	0	0	0	1	0	1
	China	1	0	1	0	0	0	1	0	1
	Djibouti	0	1	1	0	0	0	0	1	1
	France	0	1	1	0	0	0	0	1	1
	India	50	0	50	0	0	0	50	0	50
	Indonesia	0	0	0	2	0	2	2	0	2
	Madagascar	96	99	195	0	0	0	96	99	195
	Nepal	21	0	21	0	0	0	21	0	21
	Slovenia	1	0	1	0	0	0	1	0	1
	South Korea	2	0	2	0	0	0	2	0	2
	<b>Sub Total</b>	<b>199</b>	<b>101</b>	<b>300</b>	<b>2</b>	<b>0</b>	<b>2</b>	<b>201</b>	<b>101</b>	<b>302</b>
Hotels And Restaurants	Algeria	0	1	1	0	0	0	0	1	1
	Bangladesh	74	0	74	0	0	0	74	0	74
	Belgium	1	0	1	0	0	0	1	0	1
	China	8	0	8	0	0	0	8	0	8
	Egypt	1	0	1	0	0	0	1	0	1
	France	1	0	1	0	0	0	1	0	1
	Germany	0	1	1	0	0	0	0	1	1
	Hong Kong	1	0	1	0	0	0	1	0	1
	India	322	6	328	0	0	0	322	6	328
	Indonesia	0	3	3	0	0	0	0	3	3
	Madagascar	39	14	53	0	0	0	39	14	53
	Malaysia	0	1	1	0	0	0	0	1	1
	Morocco	1	0	1	0	0	0	1	0	1
	Nepal	114	7	121	0	0	0	114	7	121
	Nigeria	1	0	1	0	0	0	1	0	1
	Pakistan	1	0	1	0	0	0	1	0	1
	Philippines	1	1	2	0	0	0	1	1	2
	Russia	0	1	1	0	0	0	0	1	1
	Senegal	1	0	1	0	0	0	1	0	1
	South Africa	6	2	8	0	0	0	6	2	8
	Sri Lanka	6	0	6	0	0	0	6	0	6
	Thailand	1	4	5	0	0	0	1	4	5
	Tunisia	1	1	2	0	0	0	1	1	2
	Vietnam	1	1	2	0	0	0	1	1	2
	Zimbabwe	26	1	27	0	0	0	26	1	27
	<b>Sub Total</b>	<b>607</b>	<b>44</b>	<b>651</b>	<b>0</b>	<b>0</b>	<b>0</b>	<b>607</b>	<b>44</b>	<b>651</b>
Information Technology	Bangladesh	6	0	6	0	0	0	6	0	6
	France	6	2	8	0	0	0	6	2	8
	Germany	1	0	1	0	0	0	1	0	1
	India	4	2	6	0	0	0	4	2	6
	Madagascar	3	0	3	0	0	0	3	0	3
	Morocco	2	0	2	0	0	0	2	0	2
	Philippines	0	1	1	0	0	0	0	1	1
	Reunion Island	1	0	1	0	0	0	1	0	1
	Sri Lanka	1	0	1	0	0	0	1	0	1
	Tanzania	1	0	1	0	0	0	1	0	1
	Tunisia	0	1	1	0	0	0	0	1	1
	United Kingdom	1	0	1	0	0	0	1	0	1
	<b>Sub Total</b>	<b>26</b>	<b>6</b>	<b>32</b>	<b>0</b>	<b>0</b>	<b>0</b>	<b>26</b>	<b>6</b>	<b>32</b>
Financial Intermediation	Botswana	0	0	0	0	1	1	0	1	1
	Burundi	0	0	0	0	2	2	0	2	2
	Canada	0	0	0	0	1	1	0	1	1
	Djibouti	0	0	0	0	1	1	0	1	1
	Ethiopia	0	0	0	1	0	1	1	0	1
	France	0	0	0	2	4	6	2	4	6
	India	25	6	31	0	0	0	25	6	31
	Kenya	0	0	0	1	0	1	1	0	1
	Madagascar	0	0	0	4	0	4	4	0	4
	Mozambique	0	0	0	1	1	2	1	1	2
	Oman	1	0	1	0	0	0	1	0	1
	Rwanda	0	0	0	0	3	3	0	3	3

Table 37 (Cont'd) - Number of valid work permits and certificates of exemption by industrial group, country of origin &amp; sex, as at end of February 2024

Industrial Group	Country Name	Valid Work Permits			Certificates of Exemption			Grand Total		
		Male	Female	Total	Male	Female	Total	Male	Female	Total
Financial Intermediation (Cont'd)	South Africa	0	0	0	0	1	1	0	1	1
	Sri Lanka	3	0	3	0	0	0	3	0	3
	Swaziland	0	0	0	0	1	1	0	1	1
	United States Of America	0	0	0	2	0	2	2	0	2
	Zimbabwe	0	0	0	1	0	1	1	0	1
	<b>Sub Total</b>	<b>29</b>	<b>6</b>	<b>35</b>	<b>12</b>	<b>15</b>	<b>27</b>	<b>41</b>	<b>21</b>	<b>62</b>
Real Estate, Renting And Activities	Bangladesh	95	1	96	0	0	0	95	1	96
	Belgium	0	2	2	0	0	0	0	2	2
	Cameroon	0	1	1	0	0	0	0	1	1
	China	2	1	3	0	0	0	2	1	3
	France	3	3	6	0	0	0	3	3	6
	Germany	1	0	1	0	0	0	1	0	1
	Ghana	1	0	1	0	0	0	1	0	1
	India	126	2	128	0	0	0	126	2	128
	Madagascar	18	5	23	0	0	0	18	5	23
	Malaysia	0	1	1	0	0	0	0	1	1
	Nepal	7	0	7	0	0	0	7	0	7
	Pakistan	2	0	2	0	0	0	2	0	2
	South Africa	3	3	6	0	0	0	3	3	6
	Sri Lanka	1	0	1	0	0	0	1	0	1
	Yemen	1	0	1	0	0	0	1	0	1
	<b>Sub Total</b>	<b>260</b>	<b>19</b>	<b>279</b>	<b>0</b>	<b>0</b>	<b>0</b>	<b>260</b>	<b>19</b>	<b>279</b>
Professional, Scientific and Technical Activities	India	29	0	29	0	0	0	29	0	29
	Madagascar	1	2	3	0	0	0	1	2	3
	Nepal	12	0	12	0	0	0	12	0	12
	<b>Sub Total</b>	<b>42</b>	<b>2</b>	<b>44</b>	<b>0</b>	<b>0</b>	<b>0</b>	<b>42</b>	<b>2</b>	<b>44</b>
Administrative and Support	Bangladesh	3	0	3	0	0	0	3	0	3
	Ghana	0	1	1	0	0	0	0	1	1
	India	26	1	27	0	0	0	26	1	27
	Madagascar	61	74	135	0	0	0	61	74	135
	Nepal	49	0	49	0	0	0	49	0	49
	Sri Lanka	3	0	3	0	0	0	3	0	3
	<b>Sub Total</b>	<b>142</b>	<b>76</b>	<b>218</b>	<b>0</b>	<b>0</b>	<b>0</b>	<b>142</b>	<b>76</b>	<b>218</b>
Public Administration And Defence; Compulsory Social Security	China	0	0	0	2	21	23	2	21	23
	Cuba	0	0	0	1	0	1	1	0	1
	Egypt	0	0	0	2	0	2	2	0	2
	El Salvador	0	0	0	1	0	1	1	0	1
	Ethiopia	0	0	0	1	0	1	1	0	1
	France	0	3	3	19	13	32	19	16	35
	India	3	0	3	55	0	55	58	0	58
	Indonesia	0	0	0	14	0	14	14	0	14
	Italy	0	0	0	1	0	1	1	0	1
	Japan	0	0	0	2	1	3	2	1	3
	Madagascar	0	0	0	1	0	1	1	0	1
	Malawi	0	0	0	2	0	2	2	0	2
	Namibia	0	0	0	1	0	1	1	0	1
	Nepal	0	0	0	27	0	27	27	0	27
	Romania	0	0	0	1	0	1	1	0	1
	South Africa	0	0	0	1	0	1	1	0	1
	South Korea	0	0	0	1	0	1	1	0	1
	Tanzania	0	0	0	6	0	6	6	0	6
	United Kingdom	0	0	0	4	1	5	4	1	5
	United States Of America	0	0	0	0	1	1	0	1	1
	<b>Sub Total</b>	<b>3</b>	<b>3</b>	<b>6</b>	<b>142</b>	<b>37</b>	<b>179</b>	<b>145</b>	<b>40</b>	<b>185</b>
Education	Australia	0	1	1	1	0	1	1	1	2
	Bangladesh	1	0	1	0	0	0	1	0	1
	China	0	3	3	2	4	6	2	5	7
	Ethiopia	0	0	0	1	0	1	1	0	1
	France	0	1	1	30	39	69	30	40	70
	Iceland	0	1	1	0	0	0	0	1	1
	India	13	3	16	2	2	4	15	5	20
	Iran	0	1	1	0	0	0	0	1	1
	Nepal	1	1	2	0	0	0	1	1	2
	Pakistan	1	0	1	0	0	0	1	0	1
	Reunion Island	0	0	0	0	1	1	0	1	1
	South Africa	0	3	3	1	0	1	1	3	4
	United Kingdom	0	0	0	3	0	3	3	0	3
	United States Of America	0	0	0	2	0	2	2	0	2
	<b>Sub Total</b>	<b>16</b>	<b>14</b>	<b>30</b>	<b>42</b>	<b>44</b>	<b>86</b>	<b>58</b>	<b>58</b>	<b>116</b>
Health And Social Work	Bangladesh	1	1	2	0	0	0	1	1	2
	China	1	1	2	0	0	0	1	1	2

Table 37 (Cont'd) - Number of valid work permits and certificates of exemption by industrial group, country of origin &amp; sex, as at end of February 2024

Industrial Group	Country Name	Valid Work Permits			Certificates of Exemption			Grand Total		
		Male	Female	Total	Male	Female	Total	Male	Female	Total
Health And Social Work (Cont'd)	Comoros	1	0	1	0	0	0	1	0	1
	India	101	84	185	1	0	1	102	84	186
	Indonesia	0	1	1	0	0	0	0	1	1
	Madagascar	15	12	27	0	0	0	15	12	27
	Nigeria	0	1	1	0	0	0	0	1	1
	Pakistan	1	0	1	0	0	0	1	0	1
	Philippines	2	2	4	0	0	0	2	2	4
	Sri Lanka	1	0	1	0	0	0	1	0	1
	United States Of America	1	0	1	0	0	0	1	0	1
	<b>Sub Total</b>	<b>124</b>	<b>102</b>	<b>226</b>	<b>1</b>	<b>0</b>	<b>1</b>	<b>125</b>	<b>102</b>	<b>227</b>
Other Community, Social And Personal Service	Australia	2	1	3	0	1	1	2	2	4
	Bangladesh	36	2	38	1	0	1	37	2	39
	Belgium	0	1	1	0	0	0	0	1	1
	Brazil	3	0	3	0	0	0	3	0	3
	Burkina Faso	2	0	2	0	0	0	2	0	2
	Burundi	0	0	0	1	0	1	1	0	1
	Cameroon	6	0	6	0	0	0	6	0	6
	Canada	0	3	3	0	0	0	0	3	3
	Chile	1	0	1	0	0	0	1	0	1
	Congo	5	2	7	0	0	0	5	2	7
	Cuba	2	0	2	0	0	0	2	0	2
	Egypt	2	0	2	0	0	0	2	0	2
	Ethiopia	1	0	1	0	0	0	1	0	1
	France	17	9	26	7	5	12	24	14	38
	Gambia	0	0	0	1	0	1	1	0	1
	Germany	0	0	0	1	0	1	1	0	1
	Ghana	1	0	1	0	0	0	1	0	1
	Guinea-Bissau	4	0	4	0	0	0	4	0	4
	Hungary	0	1	1	0	0	0	0	1	1
	India	318	19	337	0	0	0	318	19	337
	Indonesia	0	18	18	2	1	3	2	19	21
	Ireland	1	1	2	0	0	0	1	1	2
	Italy	4	2	6	0	0	0	4	2	6
	Ivory Coast	8	0	8	0	0	0	8	0	8
	Kenya	4	0	4	1	2	3	5	2	7
	Madagascar	80	32	112	1	0	1	81	32	113
	Malaysia	0	1	1	0	0	0	0	1	1
	Nepal	7	2	9	0	0	0	7	2	9
	Nigeria	4	0	4	0	1	1	4	1	5
	Pakistan	10	0	10	0	0	0	10	0	10
	Philippines	1	1	2	0	0	0	1	1	2
	Poland	2	0	2	0	0	0	2	0	2
	Rwanda	0	0	0	1	0	1	1	0	1
	Serbia	0	0	0	1	0	1	1	0	1
	Seychelles	1	1	2	0	0	0	1	1	2
	Slovakia	0	1	1	0	0	0	0	1	1
	South Africa	5	2	7	0	1	1	5	3	8
	South Korea	2	0	2	0	0	0	2	0	2
	Sri Lanka	1	0	1	0	0	0	1	0	1
	Tanzania	1	1	2	1	0	1	2	1	3
	Uganda	0	2	2	1	1	2	1	3	4
	United Kingdom	3	0	3	0	0	0	3	0	3
	United States Of America	0	1	1	0	0	0	0	1	1
	Zimbabwe	0	1	1	0	0	0	0	1	1
	<b>Sub Total</b>	<b>534</b>	<b>104</b>	<b>638</b>	<b>19</b>	<b>12</b>	<b>31</b>	<b>553</b>	<b>116</b>	<b>669</b>
Private Households With Employed Persons	Algeria	1	1	2	0	0	0	1	1	2
	Bangladesh	31	10	41	0	0	0	31	10	41
	Cameroon	0	1	1	0	0	0	0	1	1
	Ghana	0	1	1	0	0	0	0	1	1
	India	32	23	55	0	1	1	32	24	56
	Indonesia	0	1	1	0	0	0	0	1	1
	Ivory Coast	0	1	1	0	0	0	0	1	1
	Kenya	1	2	3	0	0	0	1	2	3
	Madagascar	45	53	98	0	0	0	45	53	98
	Nepal	9	5	14	0	0	0	9	5	14
	Philippines	2	8	10	0	0	0	2	8	10
	South Africa	0	1	1	0	0	0	0	1	1
	Sri Lanka	1	3	4	0	0	0	1	3	4
	Zambia	0	1	1	0	0	0	0	1	1
	Zimbabwe	0	2	2	0	0	0	0	2	2
	<b>Sub Total</b>	<b>122</b>	<b>113</b>	<b>235</b>	<b>0</b>	<b>1</b>	<b>1</b>	<b>122</b>	<b>114</b>	<b>236</b>
Extra-Territorial Organisations And Bodies	Belgium	0	0	0	1	0	1	1	0	1
	Botswana	0	0	0	1	0	1	1	0	1
	Canada	0	0	0	0	2	2	0	2	2
	China	0	0	0	0	1	1	0	1	1
	France	0	0	0	20	22	42	20	22	42

Table 37 (Cont'd) - Number of valid work permits and certificates of exemption by industrial group, country of origin &amp; sex, as at end of February 2024

Industrial Group	Country Name	Valid Work Permits			Certificates of Exemption			Grand Total		
		Male	Female	Total	Male	Female	Total	Male	Female	Total
Extra-Territorial Organisations And Bodies (Cont'd)	India	0	0	0	1	0	1	1	0	1
	Indonesia	0	0	0	0	2	2	0	2	2
	Japan	0	0	0	2	2	4	2	2	4
	Russia	0	0	0	0	1	1	0	1	1
	Seychelles	0	0	0	1	0	1	1	0	1
	South Africa	0	0	0	0	2	2	0	2	2
	Swaziland	0	0	0	0	1	1	0	1	1
	<b>Sub Total</b>	<b>0</b>	<b>0</b>	<b>0</b>	<b>26</b>	<b>33</b>	<b>59</b>	<b>26</b>	<b>33</b>	<b>59</b>
<b>Total</b>		<b>28834</b>	<b>4673</b>	<b>33507</b>	<b>6901</b>	<b>144</b>	<b>7045</b>	<b>35735</b>	<b>4817</b>	<b>40552</b>



Table 38 - Number of valid work permits and certificates of exemption by industrial group, occupation &amp; sex, as at end of February 2024

Industrial Group	Occupation	Valid Work Permits			Certificates of Exemption			Grand Total		
		Male	Female	Both sexes	Male	Female	Both sexes	Male	Female	Both sexes
Agriculture, Forestry and Fishing	Agricultural Labourer	36	0	36	0	0	0	36	0	36
	Agricultural Machinery Mechanics And Fitters, Nec	1	0	1	0	0	0	1	0	1
	Agriculture Officers	4	0	4	0	0	0	4	0	4
	Aluminium Fabricator	1	0	1	0	0	0	1	0	1
	Animal Behaviour Coordinator	1	0	1	0	0	0	1	0	1
	Animal Care Worker	2	0	2	0	0	0	2	0	2
	Animal Carer	2	0	2	0	0	0	2	0	2
	Architect, Landscape	4	0	4	0	0	0	4	0	4
	Beef/Cattle Farm Worker, (Unskilled)/Labourer	2	0	2	0	0	0	2	0	2
	Bio - Farmer	10	0	10	0	0	0	10	0	10
	Biological Technician	2	0	2	0	0	0	2	0	2
	Breeds Animal Care Operator	2	0	2	0	0	0	2	0	2
	Budding Operator	1	0	1	0	0	0	1	0	1
	Cane Harvesting Equipment Operator	5	0	5	0	0	0	5	0	5
	Captain	0	0	0	10	0	10	10	0	10
	Carer	3	3	6	0	0	0	3	3	6
	Channel Profile Extrusion Line Operator	3	0	3	0	0	0	3	0	3
	Chicken Farmer	1	0	1	0	0	0	1	0	1
	Chief Engineer	0	0	0	1	0	1	1	0	1
	Company Secretary	1	0	1	0	0	0	1	0	1
	Consultant, Dietetic, Food Processing	2	0	2	0	0	0	2	0	2
	Cook	0	0	0	1	0	1	1	0	1
	Crew Member	0	0	0	22	0	22	22	0	22
	Cutting Master	0	1	1	0	0	0	0	1	1
	Dairy Farmer	8	0	8	0	0	0	8	0	8
	Deckhand	0	0	0	2	0	2	2	0	2
	Deep Sea Fisherman	0	0	0	12	0	12	12	0	12
	Domestic Helpers And Cleaners, Nec	1	0	1	0	0	0	1	0	1
	Driver, Motor Tricycle, Goods	2	0	2	0	0	0	2	0	2
	Electrician	1	0	1	1	0	1	2	0	2
	Engineer, Soil Mechanics	1	0	1	0	0	0	1	0	1
	Factory Attendant	39	0	39	0	0	0	39	0	39
	Factory Manager	2	0	2	0	0	0	2	0	2
	Factory Mechanic Operator, Sugar Processing	40	0	40	0	0	0	40	0	40
	Farm Hands And Labourers, Nec	42	0	42	0	0	0	42	0	42
	Farm Helper, General (Unskilled) Farm Hand, General (Unskilled)	9	0	9	0	0	0	9	0	9
	Farm Skilled Livestock Worker	2	0	2	0	0	0	2	0	2
	Farm Worker	20	0	20	0	0	0	20	0	20
	Farming Advisor	4	0	4	0	0	0	4	0	4
	Fertigation Operator	1	0	1	0	0	0	1	0	1
	Fertilizer Machine Operator	7	0	7	0	0	0	7	0	7
	Field Crop Farm Skilled Worker, General	2	0	2	0	0	0	2	0	2
	Field Crop Farm Worker, General (Unskilled)	37	0	37	0	0	0	37	0	37
	Field Crop Farmer, General	38	1	39	0	0	0	38	1	39
	Field Labourer	108	0	108	0	0	0	108	0	108
	Field Crop Worker Grade 1 (Nursery Worker)	3	0	3	0	0	0	3	0	3
	Field Labourer (Hydroponic)	2	0	2	0	0	0	2	0	2
	Field Worker, Trust Fund	1	0	1	0	0	0	1	0	1
	Fish Cutter	8	0	8	0	0	0	8	0	8
	Fisherman	0	0	0	123	0	123	123	0	123
	Fishermen/Frigo Boy	0	0	0	2	0	2	2	0	2
	Frigoboy	0	0	0	4	0	4	4	0	4
	Frigorist	18	0	18	0	0	0	18	0	18
	Gardener, Hydroponic	4	0	4	0	0	0	4	0	4
	Gardeners, Horticultural And Nursery Skilled Workers, Nec	1	0	1	0	0	0	1	0	1
	General Farmers And Crop Skilled Workers, Nec	1	0	1	0	0	0	1	0	1
	General Manager, Agriculture	8	0	8	0	0	0	8	0	8
	General Manager, Fishing	1	0	1	0	0	0	1	0	1
	Greenhouse And Budding Operator	114	0	114	0	0	0	114	0	114
	Greenhouse Operator	24	0	24	0	0	0	24	0	24
	Greenhouse Worker	18	0	18	0	0	0	18	0	18
	Handicraft Worker, Flowers	1	0	1	0	0	0	1	0	1
	Horticultural Farmer	3	0	3	0	0	0	3	0	3
	Horticultural Technician	6	0	6	0	0	0	6	0	6
	Horticulturist, General	2	0	2	0	0	0	2	0	2
	Horticulturist	6	0	6	0	0	0	6	0	6
	Housemaid	2	0	2	0	0	0	2	0	2
	Hydrological Technician	5	0	5	0	0	0	5	0	5
	Hydroponic Farmer	1	0	1	0	0	0	1	0	1
	Hydroponics Technician	15	0	15	0	0	0	15	0	15
	Institution-Based Personal And Health Care Workers, Nec	1	1	2	0	0	0	1	1	2
	Laboratory Attendant	1	0	1	0	0	0	1	0	1
	Laboratory Technician, Chemical Laboratory	1	0	1	0	0	0	1	0	1
	Labourer	35	0	35	0	0	0	35	0	35
	Labourer, Foundry	2	0	2	0	0	0	2	0	2
	Landscape	11	0	11	0	0	0	11	0	11
	Livestock Farmer	1	0	1	0	0	0	1	0	1
	Livestock Skilled Worker	2	0	2	0	0	0	2	0	2
	Livestock Worker	2	0	2	0	0	0	2	0	2

Table 38 (Cont'd) - Number of valid work permits and certificates of exemption by industrial group, occupation &amp; sex, as at end of February 2024

Industrial Group	Occupation	Valid Work Permits			Certificates of Exemption			Grand Total		
		Male	Female	Both sexes	Male	Female	Both sexes	Male	Female	Both sexes
Agriculture, Forestry and Fishing (cont'd)	Locomotive Driver	1	0	1	0	0	0	1	0	1
	Machine Operator	2	0	2	0	0	0	2	0	2
	Machine Operator Paint Manufacturing	2	0	2	0	0	0	2	0	2
	Machine Operator, Foodstuffs Dehydrating	1	0	1	0	0	0	1	0	1
	Machine Operator, Meat & Fish Freezing	1	0	1	0	0	0	1	0	1
	Machine Operator, Packing	6	0	6	0	0	0	6	0	6
	Machine Operator, Pipe Installation	1	0	1	0	0	0	1	0	1
	Machine Operator, Sewing	8	0	8	0	0	0	8	0	8
	Maid, Linen	0	1	1	0	0	0	0	1	1
	Maize Farmer	2	0	2	0	0	0	2	0	2
	Manager, Cold Storage	1	0	1	0	0	0	1	0	1
	Marine Mechanic	0	0	0	1	0	1	1	0	1
	Marquetry Inlayer	2	0	2	0	0	0	2	0	2
	Mason	2	0	2	0	0	0	2	0	2
	Meat-And Fish- Processing Machine Operators, Nec	1	0	1	0	0	0	1	0	1
	Mechanic	0	0	0	5	0	5	5	0	5
	Mechanic Seaman	0	0	0	1	0	1	1	0	1
	Mechanic, Heavy Vehicle	1	0	1	0	0	0	1	0	1
	Mixed Crop Farmer	1	0	1	0	0	0	1	0	1
	Mixed Crop Growers And Skilled Workers, Nec	3	0	3	0	0	0	3	0	3
	Motorman	0	0	0	2	0	2	2	0	2
	Nursery Fertigation Operator 8	1	0	1	0	0	0	1	0	1
	Nursery Skilled Worker	3	0	3	0	0	0	3	0	3
	Operator, Fertiliser Plant	8	0	8	0	0	0	8	0	8
	Other Agricultural, Earth-Moving, Lifting And Mobile Materials-Handling Equipment Operators, Nec	5	0	5	0	0	0	5	0	5
	Ouvrier	1	0	1	0	0	0	1	0	1
	Packer, Hand	14	0	14	0	0	0	14	0	14
	Pickler, Fruit And Vegetable	3	0	3	0	0	0	3	0	3
	Plant Operator Fertilizer, Manufacturing	7	0	7	0	0	0	7	0	7
	Plumber, General	1	0	1	0	0	0	1	0	1
	Poultry Farm Skilled Worker	7	0	7	0	0	0	7	0	7
	Poultry Farm Worker	28	0	28	0	0	0	28	0	28
	Poultry Farm Worker (Unskilled)	56	0	56	0	0	0	56	0	56
	Poultry Farmer	65	0	65	0	0	0	65	0	65
	Production Manager, Agriculture	2	0	2	0	0	0	2	0	2
	Sailor	0	0	0	4	0	4	4	0	4
	Seaman	0	0	0	57	0	57	57	0	57
	Sheltered Farming Scheme Workers	1	0	1	0	0	0	1	0	1
	Skilled Farm Worker	78	0	78	0	0	0	78	0	78
	Skilled Hydroponic Worker	3	0	3	0	0	0	3	0	3
	Skipper	0	0	0	13	0	13	13	0	13
	Slaughterhouse Worker	9	0	9	0	0	0	9	0	9
	Specialised Crop Farm Skilled Worker	1	0	1	0	0	0	1	0	1
	Sugar Cane Farm Skilled Worker	24	0	24	0	0	0	24	0	24
	Sugar Cane Field And Vegetable Workers	2	0	2	0	0	0	2	0	2
	Sugar Cane Field Labourer	51	0	51	0	0	0	51	0	51
	Sugar Factories Helpers/Labourers	4	0	4	0	0	0	4	0	4
	Sugarcane Farm Labourer	15	0	15	0	0	0	15	0	15
	Sugarcane Farm Worker (Unskilled)	17	0	17	0	0	0	17	0	17
	Supervisor And Foreman, Machine Packing And Labelling	2	0	2	0	0	0	2	0	2
	Supervisor, Green House And Nursery	5	0	5	0	0	0	5	0	5
	Technical Services Manager	2	0	2	0	0	0	2	0	2
	Tent Erector	1	0	1	0	0	0	1	0	1
	Terminal Operator, Sugar Plant	2	0	2	0	0	0	2	0	2
	Trainer - Food Production	1	0	1	0	0	0	1	0	1
	Travailleur De Ferme	1	1	2	0	0	0	1	1	2
	Tree Loppers	2	0	2	0	0	0	2	0	2
	Vanilla Planter	0	1	1	0	0	0	0	1	1
	Vegetable Farm Skilled Worker	2	0	2	0	0	0	2	0	2
	Vegetable Farm Worker, (Unskilled)/Labourer	19	0	19	0	0	0	19	0	19
	Vegetable Farmer	1	0	1	0	0	0	1	0	1
	Vehicle Loader	3	0	3	0	0	0	3	0	3
	Veterinarian, General	0	1	1	0	0	0	0	1	1
	Wet Feeder	2	0	2	0	0	0	2	0	2
	<b>Sub Total</b>	<b>1231</b>	<b>10</b>	<b>1241</b>	<b>261</b>	<b>0</b>	<b>261</b>	<b>1492</b>	<b>10</b>	<b>1502</b>
Mining and Quarrying	Blockmaker, Concrete Casting	4	0	4	0	0	0	4	0	4
	Machine Operator, Stone Crushing	2	0	2	0	0	0	2	0	2
	Stone Breaker	2	0	2	0	0	0	2	0	2
	Stonemason, Construction	1	0	1	0	0	0	1	0	1
	<b>Sub Total</b>	<b>9</b>	<b>0</b>	<b>9</b>	<b>0</b>	<b>0</b>	<b>0</b>	<b>9</b>	<b>0</b>	<b>9</b>
Manufacturing	Administrative Officer, Ministry	0	1	1	0	0	0	0	1	1
	Administrative Supervisor	6	0	6	0	0	0	6	0	6
	Agricultural Scientist	1	0	1	0	0	0	1	0	1
	Air Conditioner Installer	6	0	6	0	0	0	6	0	6
	Aluminium Curtain Wall Technician	1	0	1	0	0	0	1	0	1
	Aluminium Assembler	4	0	4	0	0	0	4	0	4

Table 38 (Cont'd) - Number of valid work permits and certificates of exemption by industrial group, occupation &amp; sex, as at end of February 2024

Industrial Group	Occupation	Valid Work Permits			Certificates of Exemption			Grand Total		
		Male	Female	Both sexes	Male	Female	Both sexes	Male	Female	Both sexes
Manufacturing (cont'd)	Aluminium Assembler/Fixer	3	0	3	0	0	0	3	0	3
	Aluminium Coater	16	0	16	0	0	0	16	0	16
	Aluminium Fabricator	233	0	233	0	0	0	233	0	233
	Aluminium Fabricator And Installer	15	0	15	0	0	0	15	0	15
	Aluminium Framemaker	1	0	1	0	0	0	1	0	1
	Aluminium Light Metal Operator	11	0	11	0	0	0	11	0	11
	Aluminium Worker	4	0	4	0	0	0	4	0	4
	Apprentice Assembler Aluminium Products	3	0	3	0	0	0	3	0	3
	Apprentice Bookbinder	1	0	1	0	0	0	1	0	1
	Apprentice Machinist, Woodworking	2	0	2	0	0	0	2	0	2
	Apprentice Mechanic, Industrial Machinery	1	0	1	0	0	0	1	0	1
	Apprentice Varnisher, Wooden Furniture	2	0	2	0	0	0	2	0	2
	Apprentice Wood Carver	2	0	2	0	0	0	2	0	2
	Apprentice, Air Conditioning And Refrigeration	6	0	6	0	0	0	6	0	6
	Apprentice, Machine Book Binder	3	0	3	0	0	0	3	0	3
	Assembler Aluminium Products	40	0	40	0	0	0	40	0	40
	Assembler Oven (Gas And Electric)	2	0	2	0	0	0	2	0	2
	Assembler, Furniture, Wooden	1	0	1	0	0	0	1	0	1
	Assembler, Metalworking Machine Tools	1	0	1	0	0	0	1	0	1
	Assembler, Printing Machinery	2	0	2	0	0	0	2	0	2
	Assembler, Sheet Metal Furniture	1	0	1	0	0	0	1	0	1
	Assembler, Wooden Products	5	0	5	0	0	0	5	0	5
	Assembly Worker	2	0	2	0	0	0	2	0	2
	Automatic Knitting Machine Programmer	2	0	2	0	0	0	2	0	2
	Automobile Mechanic, Diesel	1	0	1	0	0	0	1	0	1
	Automobile Mechanic, Petrol	1	0	1	0	0	0	1	0	1
	Automobile Mechanic, Petrol And Diesel	4	0	4	0	0	0	4	0	4
	Automotive Painter	1	0	1	0	0	0	1	0	1
	Axle Preparer, Roller Shutter	1	0	1	0	0	0	1	0	1
	Baker, General	13	0	13	0	0	0	13	0	13
	Bakers	27	0	27	0	0	0	27	0	27
	Bakers, Pastry Cooks And Confectionery And Snack Makers, Nec	3	0	3	0	0	0	3	0	3
	Barbender	4	0	4	0	0	0	4	0	4
	Bariman	17	0	17	0	0	0	17	0	17
	Bending Machine Operator	1	0	1	0	0	0	1	0	1
	Binder Operator	2	0	2	0	0	0	2	0	2
	Blacksmith	3	0	3	0	0	0	3	0	3
	Blacksmith, General	8	0	8	0	0	0	8	0	8
	Blinds Maker	3	0	3	0	0	0	3	0	3
	Block Maker	3	0	3	0	0	0	3	0	3
	Blockmaker, Concrete Casting	5	0	5	0	0	0	5	0	5
	Boiler Plant Operator, Steam	1	0	1	0	0	0	1	0	1
	Bookbinder, Hand	1	0	1	0	0	0	1	0	1
	Boot Polisher	1	0	1	0	0	0	1	0	1
	Bread Maker, Machine	15	0	15	0	0	0	15	0	15
	Bricklayers, Stonemasons, Floor Layers And Tile Setters, Nec	4	0	4	0	0	0	4	0	4
	Brigadier	1	0	1	0	0	0	1	0	1
	Brush Maker, Hand	35	20	55	0	0	0	35	20	55
	Buffing And Polishing Machine Operator	12	0	12	0	0	0	12	0	12
	Building Electrician	7	0	7	0	0	0	7	0	7
	Building Insulator, Machine	1	0	1	0	0	0	1	0	1
	Bulldozer Operator	1	0	1	0	0	0	1	0	1
	Cabinet Maker	552	0	552	0	0	0	552	0	552
	Cabinet Makers And Related Workers, Nec	18	0	18	0	0	0	18	0	18
	Camera Maintenance Technician	4	0	4	0	0	0	4	0	4
	Candle Maker, Machine	5	0	5	0	0	0	5	0	5
	Carer	1	0	1	0	0	0	1	0	1
	Carpenter	41	0	41	0	0	0	41	0	41
	Carpenter, General	126	0	126	0	0	0	126	0	126
	Carpenter/Cabinet Maker	5	0	5	0	0	0	5	0	5
	Cashmere Carpet Technician	1	0	1	0	0	0	1	0	1
	Cement And Other Mineral Products Processing Machine	1	0	1	0	0	0	1	0	1
	Cement Carver	2	0	2	0	0	0	2	0	2
	Chemical Engineer, Process	1	0	1	0	0	0	1	0	1
	Chemist, Quality Control	1	0	1	0	0	0	1	0	1
	Chemists, Nec	1	0	1	0	0	0	1	0	1
	Chief Executive, Engineering	1	0	1	0	0	0	1	0	1
	Circular Bend Machine Operator, Aluminium Products	2	0	2	0	0	0	2	0	2
	Cleaner	0	3	3	0	0	0	0	3	3
	Cnc Milling & Lathe Machine Operator	1	0	1	0	0	0	1	0	1
	Coffee/Tea Maker	3	0	3	0	0	0	3	0	3
	Concrete Paving Machine Operator	1	0	1	0	0	0	1	0	1
	Construction Carpenter	8	0	8	0	0	0	8	0	8
	Construction Joiner	2	0	2	0	0	0	2	0	2
	Consultant, Dietetic, Food Processing	1	0	1	0	0	0	1	0	1
	Cook, General	1	0	1	0	0	0	1	0	1
	Cook, Hotel/Restaurant	1	0	1	0	0	0	1	0	1
	Cook, Indian Cuisine	11	3	14	0	0	0	11	3	14
	Cooks, Nec	10	0	10	0	0	0	10	0	10

Table 38 (Cont'd) - Number of valid work permits and certificates of exemption by industrial group, occupation &amp; sex, as at end of February 2024

Industrial Group	Occupation	Valid Work Permits			Certificates of Exemption			Grand Total		
		Male	Female	Both sexes	Male	Female	Both sexes	Male	Female	Both sexes
Manufacturing (cont'd)	Cooling Bed Tongsman	1	0	1	0	0	0	1	0	1
	Coordinator	4	0	4	0	0	0	4	0	4
	Cordwainer	1	0	1	0	0	0	1	0	1
	Cosmetic Brush Maker	16	15	31	0	0	0	16	15	31
	Crane Operator	7	0	7	0	0	0	7	0	7
	Crusher Operator, Chemical And Related Processes	4	0	4	0	0	0	4	0	4
	Ctic Machine Operator	1	0	1	0	0	0	1	0	1
	Curtain Wall Fixer	1	0	1	0	0	0	1	0	1
	Cut Off Saw Operator-Sawmill	2	0	2	0	0	0	2	0	2
	Cutter Operator	3	0	3	0	0	0	3	0	3
	Cutting Master	2	0	2	0	0	0	2	0	2
	Dairy- Products- Machine Operators, Nec	3	0	3	0	0	0	3	0	3
	Dental Aid	1	0	1	0	0	0	1	0	1
	Dental Assistant	1	0	1	0	0	0	1	0	1
	Diamond Cutter	1	0	1	0	0	0	1	0	1
	Diamond Setter	1	0	1	0	0	0	1	0	1
	Die Cutter & Creaser Cylinder Press, Paper Products	3	0	3	0	0	0	3	0	3
	Director / Production Manager	1	0	1	0	0	0	1	0	1
	Director/Chief Executive, Corporate Organisation (Private Sector)	2	1	3	0	0	0	2	1	3
	Directors/Chief Executives, Nec	1	0	1	0	0	0	1	0	1
	Domestic Helpers And Cleaners, Nec	1	0	1	0	0	0	1	0	1
	Dosa Cook	1	0	1	0	0	0	1	0	1
	Driver/Helper	3	0	3	0	0	0	3	0	3
	Dyeing Master	1	0	1	0	0	0	1	0	1
	Edge Banding Machine Setter Operator, Panel	1	0	1	0	0	0	1	0	1
	Electric Arc Welder, Hand	8	0	8	0	0	0	8	0	8
	Electric Power Lineman	1	0	1	0	0	0	1	0	1
	Electrical	3	0	3	0	0	0	3	0	3
	Electrical Engineering Technician	2	0	2	0	0	0	2	0	2
	Electrical Engineering Technician General	5	0	5	0	0	0	5	0	5
	Electrical Engineering Technician, Electric Systems	1	0	1	0	0	0	1	0	1
	Electrical Engineers, Nec	1	0	1	0	0	0	1	0	1
	Electrical Technician	2	0	2	0	0	0	2	0	2
	Electrical Technician Trainee	6	0	6	0	0	0	6	0	6
	Electrician, General	86	0	86	0	0	0	86	0	86
	Electronic & Traffic Light Computer Operator	1	1	2	0	0	0	1	1	2
	Electronic And Traffic Light Computer Operator (Technician)	1	0	1	0	0	0	1	0	1
	Electronic Technician	1	0	1	0	0	0	1	0	1
	Electronicien	2	0	2	0	0	0	2	0	2
	Electronics Engineering Technician, General	1	0	1	0	0	0	1	0	1
	Embroiderer	2	0	2	0	0	0	2	0	2
	Embroiderer, Hand	1	0	1	0	0	0	1	0	1
	Engineer, Hydraulics	1	0	1	0	0	0	1	0	1
	Engineer, Production	1	0	1	0	0	0	1	0	1
	Executive Officer	0	1	1	0	0	0	0	1	1
	Fabrics Repairer/Mender/Stitcher	3	0	3	0	0	0	3	0	3
	Factory Attendant	1	0	1	0	0	0	1	0	1
	Factory Manager	8	0	8	0	0	0	8	0	8
	Factory Mechanic Operator, Sugar Processing	47	0	47	0	0	0	47	0	47
	Factory Operator	88	0	88	0	0	0	88	0	88
	Factory Operator, Meat Processing	3	0	3	0	0	0	3	0	3
	Factory Supervisor	1	0	1	0	0	0	1	0	1
	Factory Worker	3	0	3	0	0	0	3	0	3
	Fast Food Operator	26	0	26	0	0	0	26	0	26
	Fibre Blender Machine; Machine Operator Textile Fibres	3	1	4	0	0	0	3	1	4
	Fibre Glass Boat Builder	3	0	3	0	0	0	3	0	3
	Fibre Glass Worker	57	0	57	0	0	0	57	0	57
	Fibre Preparer, Textiles	1	0	1	0	0	0	1	0	1
	Fibre-Preparing, Spinning And Winding Machine Operators,	11	0	11	0	0	0	11	0	11
	Field Crop Farm Skilled Worker, General	1	0	1	0	0	0	1	0	1
	Finishing Operator	7	8	15	0	0	0	7	8	15
	Fireman/Firewoman	1	0	1	0	0	0	1	0	1
	Fish Cleaner	3	275	278	0	0	0	3	275	278
	Fish Cutter	672	884	1556	0	0	0	672	884	1556
	Fish Pond Skilled Worker	6	0	6	0	0	0	6	0	6
	Fishery Attendant	0	12	12	0	0	0	0	12	12
	Fishery, Hunting And Trapping Workers, Nec	0	20	20	0	0	0	0	20	20
	Fitter Fabricator	1	0	1	0	0	0	1	0	1
	Fitter, Machine Tool	1	0	1	0	0	0	1	0	1
	Flame Cutter, Hand	1	0	1	0	0	0	1	0	1
	Flatening Machine Operator, Pvc Frame	6	0	6	0	0	0	6	0	6
	Folding Machine Operator, Leather Products	1	0	1	0	0	0	1	0	1
	Food And Beverage Technician	2	0	2	0	0	0	2	0	2
	Food And Beverages Manager	1	0	1	0	0	0	1	0	1
	Food Processing Operator	9	0	9	0	0	0	9	0	9
	Food Processor	8	0	8	0	0	0	8	0	8
	Forklift Driver	1	0	1	0	0	0	1	0	1
	Forklift Operator	6	0	6	0	0	0	6	0	6
	Frigorist	14	0	14	0	0	0	14	0	14
	Fuel Injection, Pump Repairer	2	0	2	0	0	0	2	0	2

Table 38 (Cont'd) - Number of valid work permits and certificates of exemption by industrial group, occupation &amp; sex, as at end of February 2024

Industrial Group	Occupation	Valid Work Permits			Certificates of Exemption			Grand Total		
		Male	Female	Both sexes	Male	Female	Both sexes	Male	Female	Both sexes
Manufacturing (cont'd)	Furnaceman, Metal Melting	7	0	7	0	0	0	7	0	7
	Furniture Maker	3	0	3	0	0	0	3	0	3
	Garment Cutter	2	0	2	0	0	0	2	0	2
	Garment Pattern Maker	4	0	4	0	0	0	4	0	4
	Gas And Electric Welder, General	73	0	73	0	0	0	73	0	73
	Gas Cutter	3	0	3	0	0	0	3	0	3
	Gas Cutter Helper	2	0	2	0	0	0	2	0	2
	Gas Cutting Machine Operator	2	0	2	0	0	0	2	0	2
	Gas Pipe Fitter	7	0	7	0	0	0	7	0	7
	Gas Welder	37	0	37	0	0	0	37	0	37
	Gem Setter	6	0	6	0	0	0	6	0	6
	General Manager, Retail Trade, Store	1	0	1	0	0	0	1	0	1
	General Worker	2	1	3	0	0	0	2	1	3
	Glass Cutter	13	0	13	0	0	0	13	0	13
	Glass Worker, General	5	0	5	0	0	0	5	0	5
	Glue Bonding Machine Setter Operator, Panel	1	0	1	0	0	0	1	0	1
	Goldsmith	0	1	1	0	0	0	0	1	1
	Goldsmith And Silversmith	8	0	8	0	0	0	8	0	8
	Grader Operator, Cement	2	0	2	0	0	0	2	0	2
	Granite Cutter And Polisher	7	0	7	0	0	0	7	0	7
	Granite Worker	3	0	3	0	0	0	3	0	3
	Graphic Artist	9	1	10	0	0	0	9	1	10
	Graphic Designer	1	0	1	0	0	0	1	0	1
	Greenhouse And Budding Operator	6	0	6	0	0	0	6	0	6
	Grinding Mill Operator	1	0	1	0	0	0	1	0	1
	Grinding Mill Technicians	1	0	1	0	0	0	1	0	1
	Grinding Operator	5	0	5	0	0	0	5	0	5
	Grinding Spice Machine Operator	2	0	2	0	0	0	2	0	2
	Hammersmith	4	0	4	0	0	0	4	0	4
	Hand End Blade Machine Operator (Rolling Shutters)	1	0	1	0	0	0	1	0	1
	Hand Weavers, Knitters And Other Hand Textile Products Makers, Nec	4	0	4	0	0	0	4	0	4
	Handicraft Repairer, Textile	2	0	2	0	0	0	2	0	2
	Handicraft Worker, Rafia, Grass And Vacoa	1	0	1	0	0	0	1	0	1
	Handicraft Worker, Textile Weaving	1	0	1	0	0	0	1	0	1
	Head Cook	4	0	4	0	0	0	4	0	4
	Heating, Ventilation And Refrigeration Engineering Technician	4	0	4	0	0	0	4	0	4
	Helper, Store	16	0	16	0	0	0	16	0	16
	High Precision Mechanic	67	0	67	0	0	0	67	0	67
	Hot Roller, Steel	1	0	1	0	0	0	1	0	1
	Housemaid	1	0	1	0	0	0	1	0	1
	Human Resources Manager	0	1	1	0	0	0	0	1	1
	Hydraulic Press Brake Operator	2	0	2	0	0	0	2	0	2
	Indian Sweet Maker	2	0	2	0	0	0	2	0	2
	Industrial And Commercial Products Designer	0	1	1	0	0	0	0	1	1
	Industrial Electrician	1	0	1	0	0	0	1	0	1
	Industrial-Machinery Mechanics And Fitters, Nec	3	0	3	0	0	0	3	0	3
	Injection Moulding Machine Operator	50	0	50	0	0	0	50	0	50
	Inspecting And Testing Officer, Leather, Textile And Related Products Assembling	2	0	2	0	0	0	2	0	2
	Inspection Machine Operator	1	0	1	0	0	0	1	0	1
	Inspector And Tester, Mechanical Parts	1	0	1	0	0	0	1	0	1
	Instructor, Indian Pastry Cook	3	0	3	0	0	0	3	0	3
	Insulator, Acoustical	1	0	1	0	0	0	1	0	1
	It Assistant	1	0	1	0	0	0	1	0	1
	Jeweller	82	0	82	0	0	0	82	0	82
	Jewellery And Precious Metal Workers, Nec	1	0	1	0	0	0	1	0	1
	Jewellery Maker	1	0	1	0	0	0	1	0	1
	Jewellery Polisher	14	0	14	0	0	0	14	0	14
	Jewellery Technician	3	0	3	0	0	0	3	0	3
	Kitchen Controller	3	0	3	0	0	0	3	0	3
	Knitter, Garments, Hand	36	0	36	0	0	0	36	0	36
	Knitting Machine Operator	10	0	10	0	0	0	10	0	10
	Knitting Machine Operator, Automatic Flat	1	0	1	0	0	0	1	0	1
	Knitting Machine Operator, Automatic, Circular	5	0	5	0	0	0	5	0	5
	Knitting Machine Operator, Garment	51	0	51	0	0	0	51	0	51
	Knitting Technician	3	0	3	0	0	0	3	0	3
	Laboratory Assistant	1	0	1	0	0	0	1	0	1
	Laboratory Technician, Chemical Laboratory	7	0	7	0	0	0	7	0	7
	Lacquerers And Spray Painters, Nec	6	0	6	0	0	0	6	0	6
	Laminating Machine Operator	1	0	1	0	0	0	1	0	1
	Lathe Machine Operator	2	0	2	0	0	0	2	0	2
	Laundry Pressing Machine Operator	4	0	4	0	0	0	4	0	4
	Layer-On, Printing Press	1	0	1	0	0	0	1	0	1
	Leather Garment Cutter	1	0	1	0	0	0	1	0	1
	Leather Garment Sewer, Hand	1	0	1	0	0	0	1	0	1
	Leather Machine Operator	37	0	37	0	0	0	37	0	37
	Leather Preparer	1	0	1	0	0	0	1	0	1
	Leather Sewer, Hand	3	0	3	0	0	0	3	0	3

Table 38 (Cont'd)- Number of valid work permits and certificates of exemption by industrial group, occupation &amp; sex, as at end of February 2024

Industrial Group	Occupation	Valid Work Permits			Certificates of Exemption			Grand Total		
		Male	Female	Both sexes	Male	Female	Both sexes	Male	Female	Both sexes
Manufacturing (cont'd)	Linking Machine Operator	0	9	9	0	0	0	0	9	9
	Loom Fixer	2	0	2	0	0	0	2	0	2
	Looper (Knitting)	2	0	2	0	0	0	2	0	2
	Looping Machine Operator	3	0	3	0	0	0	3	0	3
	Machine Helper	2	0	2	0	0	0	2	0	2
	Machine Machine Operator, Combing, Textile Fibres	9	0	9	0	0	0	9	0	9
	Machine Operator	766	236	1002	0	0	0	766	236	1002
	Machine Operator (Wire Products)	1	0	1	0	0	0	1	0	1
	Machine Operator Biscuit Making	2	0	2	0	0	0	2	0	2
	Machine Operator Food Processor	1	0	1	0	0	0	1	0	1
	Machine Operator For Paints	4	0	4	0	0	0	4	0	4
	Machine Operator Ointment Manufacturing	1	0	1	0	0	0	1	0	1
	Machine Operator Paint Manufacturing	6	0	6	0	0	0	6	0	6
	Machine Operator Retreading Tyre	2	0	2	0	0	0	2	0	2
	Machine Operator Spraying Detergents Manufacturing	2	0	2	0	0	0	2	0	2
	Machine Operator Toilet Soap Manufacturing	30	0	30	0	0	0	30	0	30
	Machine Operator Wafer Machines	2	0	2	0	0	0	2	0	2
	Machine Operator, Bakery Products	710	6	716	0	0	0	710	6	716
	Machine Operator, Beam Warping, Textile Weaving	9	0	9	0	0	0	9	0	9
	Machine Operator, Blending, Wine And Spirits	2	0	2	0	0	0	2	0	2
	Machine Operator, Book Binding	3	0	3	0	0	0	3	0	3
	Machine Operator, Cable Installation	8	0	8	0	0	0	8	0	8
	Machine Operator, Cloth Production	1	1	2	0	0	0	1	1	2
	Machine Operator, Coremaking, Metal	1	0	1	0	0	0	1	0	1
	Machine Operator, Drying, Laundry	44	0	44	0	0	0	44	0	44
	Machine Operator, Electrical Line Installation	1	0	1	0	0	0	1	0	1
	Machine Operator, Embroidery	13	1	14	0	0	0	13	1	14
	Machine Operator, Fabric Dyeing	23	0	23	0	0	0	23	0	23
	Machine Operator, Fish Canning	1	0	1	0	0	0	1	0	1
	Machine Operator, Fish Processing	38	26	64	0	0	0	38	26	64
	Machine Operator, Fish Sterilising	1	0	1	0	0	0	1	0	1
	Machine Operator, Foodstuffs Dehydrating	30	8	38	0	0	0	30	8	38
	Machine Operator, Footwear Production	2	0	2	0	0	0	2	0	2
	Machine Operator, Furniture Production	6	0	6	0	0	0	6	0	6
	Machine Operator, Garment Dyeing	5	0	5	0	0	0	5	0	5
	Machine Operator, General, Sugar Production	2	0	2	0	0	0	2	0	2
	Machine Operator, Jewellery Production	1	0	1	0	0	0	1	0	1
	Machine Operator, Labelling	1	0	1	0	0	0	1	0	1
	Machine Operator, Lace Weaving	3	0	3	0	0	0	3	0	3
	Machine Operator, Leather Cutting	2	0	2	0	0	0	2	0	2
	Machine Operator, Leather Preparing	5	3	8	0	0	0	5	3	8
	Machine Operator, Match Production	6	0	6	0	0	0	6	0	6
	Machine Operator, Meat Processing	9	0	9	0	0	0	9	0	9
	Machine Operator, Metal Welding	10	0	10	0	0	0	10	0	10
	Machine Operator, Mosaic Press Machine	3	0	3	0	0	0	3	0	3
	Machine Operator, Moulding, Metal	5	0	5	0	0	0	5	0	5
	Machine Operator, Noodle Production	14	3	17	0	0	0	14	3	17
	Machine Operator, Optical Frame Making	1	0	1	0	0	0	1	0	1
	Machine Operator, Packing	90	0	90	0	0	0	90	0	90
	Machine Operator, Paper Bag And Envelope Production	2	0	2	0	0	0	2	0	2
	Machine Operator, Paper Box Folding	1	0	1	0	0	0	1	0	1
	Machine Operator, Paper Products	10	0	10	0	0	0	10	0	10
	Machine Operator, Pasta Production	3	1	4	0	0	0	3	1	4
	Machine Operator, Photographic Products	2	0	2	0	0	0	2	0	2
	Machine Operator, Pipe Installation	2	0	2	0	0	0	2	0	2
	Machine Operator, Plastic Products Fabrication	26	1	27	0	0	0	26	1	27
	Machine Operator, Plastics Laminating	4	0	4	0	0	0	4	0	4
	Machine Operator, Printing General	19	0	19	0	0	0	19	0	19
	Machine Operator, Printing, Photography	4	0	4	0	0	0	4	0	4
	Machine Operator, Processing, Fruit, Vegetable And Nut	1	0	1	0	0	0	1	0	1
	Machine Operator, Sewing	7841	2126	9967	0	0	0	7841	2126	9967
	Machine Operator, Sewing Leather	50	2	52	0	0	0	50	2	52
	Machine Operator, Sewing, Footwear	2	0	2	0	0	0	2	0	2
	Machine Operator, Spice Milling	5	0	5	0	0	0	5	0	5
	Machine Operator, Spinning, Synthetic Fibre	2	0	2	0	0	0	2	0	2
	Machine Operator, Spinning, Thread And Yarn	241	0	241	0	0	0	241	0	241
	Machine Operator, Stone Crushing	25	0	25	0	0	0	25	0	25
	Machine Operator, Stone Cutting	7	0	7	0	0	0	7	0	7
	Machine Operator, Stone Drilling	1	4	5	0	0	0	1	4	5
	Machine Operator, Textile Bleaching	22	0	22	0	0	0	22	0	22
	Machine Operator, Textile Cutting	4	2	6	0	0	0	4	2	6
	Machine Operator, Textile Pattern Making	5	1	6	0	0	0	5	1	6
	Machine Operator, Textile Printing	46	11	57	0	0	0	46	11	57
	Machine Operator, Textile Washing	1	0	1	0	0	0	1	0	1
	Machine Operator, Textile Water-Proofing	2	0	2	0	0	0	2	0	2
	Machine Operator, Textiles	1100	283	1383	0	0	0	1100	283	1383
	Machine Operator, Vacuum Drying (Leather)	3	0	3	0	0	0	3	0	3
	Machine Operator, Vegetable & Fruit Freezing Machine									
	Operator, Vegetable Freezing	2	0	2	0	0	0	2	0	2

Table 38 (Cont'd)- Number of valid work permits and certificates of exemption by industrial group, occupation &amp; sex, as at end of February 2024

Industrial Group	Occupation	Valid Work Permits			Certificates of Exemption			Grand Total		
		Male	Female	Both sexes	Male	Female	Both sexes	Male	Female	Both sexes
Manufacturing (cont'd)	Machine Operator, Washing, Chemical And Related Materials	1	0	1	0	0	0	1	0	1
	Machine Operator, Washing, Textile Fibres	7	0	7	0	0	0	7	0	7
	Machine Operator, Winding, Thread And Yarn	2	0	2	0	0	0	2	0	2
	Machine Operator, Wire Products	6	0	6	0	0	0	6	0	6
	Machine Operator, Wood Products	17	1	18	0	0	0	17	1	18
	Machine Operator, Yarn-Dyeing	2	0	2	0	0	0	2	0	2
	Machinery-Fitter, General	6	0	6	0	0	0	6	0	6
	Machine-Tool Operator General	4	0	4	0	0	0	4	0	4
	Machinist	26	0	26	0	0	0	26	0	26
	Magnet Man	3	0	3	0	0	0	3	0	3
	Maintenance Engineer, Mechanical	1	0	1	0	0	0	1	0	1
	Maintenance Manager	1	0	1	0	0	0	1	0	1
	Maintenance Technician	5	0	5	0	0	0	5	0	5
	Maintenance Worker, Industrial Machinery	1	0	1	0	0	0	1	0	1
	Manager Project	0	1	1	0	0	0	0	1	1
	Managing Director, Hotel	1	0	1	0	0	0	1	0	1
	Managing Supervisor, Catering Service, Canteen And Self Service	5	0	5	0	0	0	5	0	5
	Managing Supervisor, Small Manufacturing Company	3	0	3	0	0	0	3	0	3
	Managing Supervisors In Manufacturing, N.E.C.	6	0	6	0	0	0	6	0	6
	Managing Supervisors In Wholesale And Retail Trade, Nec	2	0	2	0	0	0	2	0	2
	Manufacturing Paint Operator	3	0	3	0	0	0	3	0	3
	Mason	16	0	16	0	0	0	16	0	16
	Mason, Monument	2	0	2	0	0	0	2	0	2
	Materials Testing Technician, Civil	3	0	3	0	0	0	3	0	3
	Meat Cutter	13	0	13	0	0	0	13	0	13
	Meat-And Fish- Processing Machine Operators, Nec	4	0	4	0	0	0	4	0	4
	Mechanic	4	0	4	0	0	0	4	0	4
	Mechanic Tractor	1	0	1	0	0	0	1	0	1
	Mechanic, Heavy Vehicle	1	0	1	0	0	0	1	0	1
	Mechanic, Weaving Machine	10	0	10	0	0	0	10	0	10
	Mechanical And Technical Operator	3	0	3	0	0	0	3	0	3
	Mechanical Engineer, Heating, Ventilation, And Refrigeration	1	0	1	0	0	0	1	0	1
	Mechanical Engineer, Motors And Engines (Except Marine)	2	0	2	0	0	0	2	0	2
	Mechanical Engineering Technician, General	3	0	3	0	0	0	3	0	3
	Mechanical Engineering Technician; Industrial Machines And Tools	1	0	1	0	0	0	1	0	1
	Mechanical Engineering Technicians, Nec	5	0	5	0	0	0	5	0	5
	Mechanical Engineers, Nec	1	0	1	0	0	0	1	0	1
	Mechanical Technician, Trainee	2	0	2	0	0	0	2	0	2
	Mechanical& Electrical Technician	1	0	1	0	0	0	1	0	1
	Medical Doctor Anaesthesia	0	1	1	0	0	0	0	1	1
	Mender	0	2	2	0	0	0	0	2	2
	Mep Planet 22 Multi-Radius Machine Operator	1	0	1	0	0	0	1	0	1
	Metal Drawers And Extruders, Nec	2	0	2	0	0	0	2	0	2
	Metal Furnace Operator	6	0	6	0	0	0	6	0	6
	Metal Galvaniser	7	0	7	0	0	0	7	0	7
	Metal Heat Treating Plant Operator	4	0	4	0	0	0	4	0	4
	Metal Moulders And Coremakers, Nec	2	0	2	0	0	0	2	0	2
	Metal Polisher, Hand	2	0	2	0	0	0	2	0	2
	Metal Printing Plate, Roller And Die Engraver, Hand	1	0	1	0	0	0	1	0	1
	Metal Scrap Processor	6	0	6	0	0	0	6	0	6
	Metal Welder	2	0	2	0	0	0	2	0	2
	Metal Wheel Grinders, Polishers And Tool Sharpeners, Nec	3	0	3	0	0	0	3	0	3
	Metal Worker	14	0	14	0	0	0	14	0	14
	Metal Working Machine Setter Operator, General	20	6	26	0	0	0	20	6	26
	Metal Working Machine Setter, General	3	0	3	0	0	0	3	0	3
	Metal,-Plastic,-And Rubber-Products, Assemblers Nec	1	0	1	0	0	0	1	0	1
	Milling-Machine Operator	4	0	4	0	0	0	4	0	4
	Milling-Machine, Setter-Operator	1	0	1	0	0	0	1	0	1
	Mixer	3	0	3	0	0	0	3	0	3
	Mixer, Bread, Dough	3	0	3	0	0	0	3	0	3
	Motor Rewinder	1	0	1	0	0	0	1	0	1
	Motor Vehicle Mechanics And Repairers, Nec	3	0	3	0	0	0	3	0	3
	Motor-Cycle Mechanic, Petrol And Diesel	1	0	1	0	0	0	1	0	1
	Moulder, Metal Casting, General	3	0	3	0	0	0	3	0	3
	Moulding Machine Operator	2	0	2	0	0	0	2	0	2
	Nurse Educator, Associate Professional	1	0	1	0	0	0	1	0	1
	Nursing Officer	1	0	1	0	0	0	1	0	1
	Nursing Superintendent	0	3	3	0	0	0	0	3	3
	Offset Machine Operator	1	0	1	0	0	0	1	0	1
	Offset Press Operator, Single Unit	6	0	6	0	0	0	6	0	6
	Offset Printing Machine Operator	1	0	1	0	0	0	1	0	1
	Operations Manager	1	0	1	0	0	0	1	0	1
	Operator, Cooling Plant	3	0	3	0	0	0	3	0	3
	Operator, Dubbing Equipment	1	0	1	0	0	0	1	0	1
	Operator, Outside Broadcasting Equipment	2	0	2	0	0	0	2	0	2
	Operator, Wire Making Plant	6	0	6	0	0	0	6	0	6
	Optical Instrument Maker And Repairer	2	0	2	0	0	0	2	0	2

Table 38 (Cont'd)- Number of valid work permits and certificates of exemption by industrial group, occupation &amp; sex, as at end of February 2024

Industrial Group	Occupation	Valid Work Permits			Certificates of Exemption			Grand Total		
		Male	Female	Both sexes	Male	Female	Both sexes	Male	Female	Both sexes
Manufacturing (cont'd)	Other Cabinet Makers, Wood Treaters And Related Workers Nec	2	0	2	0	0	0	2	0	2
	Other Chemical Processing Plant Operators, Nec	3	0	3	0	0	0	3	0	3
	Other Chemical Products Machine Operators, Nec	4	0	4	0	0	0	4	0	4
	Other Electrical And Electronic Equipment Fitters, Installers And Repairers	1	0	1	0	0	0	1	0	1
	Other Food And Related Products Processing Trades Workers, Nec	10	0	10	0	0	0	10	0	10
	Other Machine Tool Operators, Nec	2	0	2	0	0	0	2	0	2
	Other Machinery Mechanics And Fitters, Nec	2	0	2	0	0	0	2	0	2
	Other Manufacturing Labourers, Nec	1	0	1	0	0	0	1	0	1
	Other Physical Science And Engineering Technicians, Nec	2	0	2	0	0	0	2	0	2
	Other Precision Worker In Metal, Diamond, Rubber Plastics, Paper And Other Related Materials Working, Nec	4	0	4	0	0	0	4	0	4
	Other Production And Operations Department Managers	1	0	1	0	0	0	1	0	1
	Painter	19	0	19	0	0	0	19	0	19
	Painter, Artist	3	0	3	0	0	0	3	0	3
	Painter, Vehicle	4	0	4	0	0	0	4	0	4
	Panel Beater	3	0	3	0	0	0	3	0	3
	Pastry Chef	2	0	2	0	0	0	2	0	2
	Pastry Cook	2	0	2	0	0	0	2	0	2
	Pastry Maker	191	6	197	0	0	0	191	6	197
	Pattern Maker, Garment	1	0	1	0	0	0	1	0	1
	Pattern-Maker And Cutter, Mattress	1	0	1	0	0	0	1	0	1
	Physicist Mechanics	1	0	1	0	0	0	1	0	1
	Pipe Fitter, General	32	0	32	0	0	0	32	0	32
	Pipefitter	1	0	1	0	0	0	1	0	1
	Plastic Bag Machine Operator	2	0	2	0	0	0	2	0	2
	Plastic Extruding Machine Operator	5	0	5	0	0	0	5	0	5
	Plastic Injection Moulding Machine Operator	51	0	51	0	0	0	51	0	51
	Plastics-Products Machine Operators, Nec	8	0	8	0	0	0	8	0	8
	Plumber, General	56	0	56	0	0	0	56	0	56
	Plumbers And Pipe Fitters, Nec	1	0	1	0	0	0	1	0	1
	Polisher, Glass Lens	4	0	4	0	0	0	4	0	4
	Polishing Machine Operator	22	0	22	0	0	0	22	0	22
	Pouching Operator	1	0	1	0	0	0	1	0	1
	Poultry And Food Processing Operator	2	0	2	0	0	0	2	0	2
	Poultry Farm Worker	1	0	1	0	0	0	1	0	1
	Poultry Farm Worker (Unskilled)	3	0	3	0	0	0	3	0	3
	Poultry Farmer	21	0	21	0	0	0	21	0	21
	Precision Grinding-Machine Setter-Operator	6	0	6	0	0	0	6	0	6
	Precision-Grinding-Machine Operator	5	0	5	0	0	0	5	0	5
	Press Machine Operator	2	0	2	0	0	0	2	0	2
	Press Operator, Offset Lithographic Printing	6	0	6	0	0	0	6	0	6
	Pressing Machine Operator	19	0	19	0	0	0	19	0	19
	Principal Technician	4	0	4	0	0	0	4	0	4
	Printer, General	3	0	3	0	0	0	3	0	3
	Printing Machine Operators, Nec	8	0	8	0	0	0	8	0	8
	Process Operator	3	0	3	0	0	0	3	0	3
	Production And Operations Department Managers In	1	0	1	0	0	0	1	0	1
	Production Clerks, Nec	1	0	1	0	0	0	1	0	1
	Production Engineering Technician	1	0	1	0	0	0	1	0	1
	Production Engineering, Trainee Technician	2	0	2	0	0	0	2	0	2
	Production Manager	1	0	1	0	0	0	1	0	1
	Production Manager Cum General Manager	2	0	2	0	0	0	2	0	2
	Production Manager, Manufacturing	14	0	14	0	0	0	14	0	14
	Production Technician, Concrete Plant	2	0	2	0	0	0	2	0	2
	Productions And Operations Managers And Senior	1	0	1	0	0	0	1	0	1
	Profiling Machine Operator	1	0	1	0	0	0	1	0	1
	Project Coordinator	0	1	1	0	0	0	0	1	1
	Punching Machine Operator, Aluminium Products	2	0	2	0	0	0	2	0	2
	Pvc Machine Operator	5	0	5	0	0	0	5	0	5
	Quality Assurance Manager	6	0	6	0	0	0	6	0	6
	Quality Assurance Officer	5	0	5	0	0	0	5	0	5
	Quality Control Officer	1	0	1	0	0	0	1	0	1
	Quality Controller, Textiles	4	0	4	0	0	0	4	0	4
	Quality Inspector	3	0	3	0	0	0	3	0	3
	Quality Inspector, Products	1	0	1	0	0	0	1	0	1
	Raffia Polisher	1	0	1	0	0	0	1	0	1
	Rebeaming Machine Operator	2	0	2	0	0	0	2	0	2
	Recycling Machine Operator, Plastic	15	0	15	0	0	0	15	0	15
	Rigger, General	12	0	12	0	0	0	12	0	12
	Roller Shutter Fixer	1	0	1	0	0	0	1	0	1
	Roof Tiles Plant Operator	26	0	26	0	0	0	26	0	26
	Rotor Vane Machine Operator	1	0	1	0	0	0	1	0	1
	Sales And Marketing Manager;	1	1	2	0	0	0	1	1	2
	Sales Representative Technical	1	0	1	0	0	0	1	0	1
	Sawing Machine Setter-Operator, Panel	2	0	2	0	0	0	2	0	2
	Sculptor	6	0	6	0	0	0	6	0	6
	Setter, Printing Machine	2	0	2	0	0	0	2	0	2
	Setter-Operator, Soldering	1	0	1	0	0	0	1	0	1
	Sewer, Mattress	8	0	8	0	0	0	8	0	8
	Sewing And Embroidery Machine Operators, Nec	4	1	5	0	0	0	4	1	5
	Sewing Tape Edge Machine Operator	5	0	5	0	0	0	5	0	5
	Sewing Technician	2	0	2	0	0	0	2	0	2



Table 38 (Cont'd)- Number of valid work permits and certificates of exemption by industrial group, occupation &amp; sex, as at end of February 2024

Industrial Group	Occupation	Valid Work Permits			Certificates of Exemption			Grand Total		
		Male	Female	Both sexes	Male	Female	Both sexes	Male	Female	Both sexes
Manufacturing (cont'd)	Sheet Metal Worker	12	0	12	0	0	0	12	0	12
	Sheet-Metal Marker	2	0	2	0	0	0	2	0	2
	Sheet-Metal Worker, Furniture	3	0	3	0	0	0	3	0	3
	Sheet-Metal Worker, General	5	0	5	0	0	0	5	0	5
	Sheet-Metal Workers, Nec	6	0	6	0	0	0	6	0	6
	Shoe Making And Related Machine Operators, Nec	5	0	5	0	0	0	5	0	5
	Shoe Sewer(Machine	4	0	4	0	0	0	4	0	4
	Shoemaker	5	0	5	0	0	0	5	0	5
	Shoe-Maker, General	1	0	1	0	0	0	1	0	1
	Shoe-Makers And Shoe Repairers, Nec	1	0	1	0	0	0	1	0	1
	Shop Assistant	1	0	1	0	0	0	1	0	1
	Sign-Writer	2	0	2	0	0	0	2	0	2
	Site Supervisor	5	0	5	0	0	0	5	0	5
	Site Technician	31	0	31	0	0	0	31	0	31
	Skilled Aluminium Fabricator	3	0	3	0	0	0	3	0	3
	Skilled Carpenter	12	0	12	0	0	0	12	0	12
	Skilled Chemical Operator	3	0	3	0	0	0	3	0	3
	Skilled Factory Operator	5	0	5	0	0	0	5	0	5
	Skilled Fibre Glass Worker	13	0	13	0	0	0	13	0	13
	Skilled Glass Cutter	1	0	1	0	0	0	1	0	1
	Skilled Glass Cutters And Art Designers On Glasses	1	0	1	0	0	0	1	0	1
	Skilled Jeweller	1	0	1	0	0	0	1	0	1
	Skilled Machine Operator	7	0	7	0	0	0	7	0	7
	Skilled Textile Machine Operator	1	0	1	0	0	0	1	0	1
	Skilled Worker	3	0	3	0	0	0	3	0	3
	Slaughterer	5	0	5	0	0	0	5	0	5
	Snack Maker	4	0	4	0	0	0	4	0	4
	Snack Pastry Maker	4	0	4	0	0	0	4	0	4
	Software Developer	0	1	1	0	0	0	0	1	1
	Sorter Of Textile Waste	5	0	5	0	0	0	5	0	5
	Sorter Textile/Garment Waste	5	0	5	0	0	0	5	0	5
	Sorter, Scrap Metal	2	0	2	0	0	0	2	0	2
	Spice Grinder, Hand	2	0	2	0	0	0	2	0	2
	Spinner	74	0	74	0	0	0	74	0	74
	Spinner, Metal	32	0	32	0	0	0	32	0	32
	Spinner, Thread And Yarn	215	2	217	0	0	0	215	2	217
	Spinning Machine Operator	85	0	85	0	0	0	85	0	85
	Spinning Operator	1	0	1	0	0	0	1	0	1
	Spinning Technician	3	0	3	0	0	0	3	0	3
	Spraying Machine Operator	1	0	1	0	0	0	1	0	1
	Steel Fixer	16	0	16	0	0	0	16	0	16
	Stone Cutter And Finisher	1	0	1	0	0	0	1	0	1
	Stone Setter	2	0	2	0	0	0	2	0	2
	Stoneworker	3	0	3	0	0	0	3	0	3
	Storekeeper	1	0	1	0	0	0	1	0	1
	Structural-Steel Worker, Workshop	8	0	8	0	0	0	8	0	8
	Supervisor	2	0	2	0	0	0	2	0	2
	Supervisor And Foreman , Welding And Flame Cutting	1	0	1	0	0	0	1	0	1
	Supervisor And Foreman, Aluminium Product Making	4	0	4	0	0	0	4	0	4
	Supervisor And Foreman, Blasting And Shotfiring	1	0	1	0	0	0	1	0	1
	Supervisor And Foreman, Building Construction	1	0	1	0	0	0	1	0	1
	And Jewellery And Precious Metal Working	7	0	7	0	0	0	7	0	7
	Supervisor And Foreman, Garment Manufacturing	14	0	14	0	0	0	14	0	14
	Supervisor And Foreman, Hand Embroidery	1	0	1	0	0	0	1	0	1
	Supervisor And Foreman, Machine-Tool Setting-Operations	1	0	1	0	0	0	1	0	1
	Supervisor And Foreman, Sheet Metal Working	2	0	2	0	0	0	2	0	2
	Supervisor And Foreman, Textile Manufacturing	9	0	9	0	0	0	9	0	9
	Supervisor And General Foreman, Sewing And Embroidering									
	Machine Operations	2	0	2	0	0	0	2	0	2
	Supervisor And General Foreman, Spinning And Winding									
	Machine Operations	1	0	1	0	0	0	1	0	1
	Supervisor And General Foreman, Textile Products Treating									
	Machine Operations	3	0	3	0	0	0	3	0	3
	Supervisor And General Foreman, Weaving And Knitting									
	Machine Operations	1	0	1	0	0	0	1	0	1
	Supervisor Plumbing, Pipe Fitting	2	0	2	0	0	0	2	0	2
	Supervisor, Garment Cutting	1	0	1	0	0	0	1	0	1
	Supervisor, Garment Finishing	1	0	1	0	0	0	1	0	1
	Supervisor, Garment Manufacturing	2	0	2	0	0	0	2	0	2
	Supervisor, Machine Operations, Panels	6	0	6	0	0	0	6	0	6
	Supervisor, Panel Checking	4	0	4	0	0	0	4	0	4
	Supervisors And General Foremen, Food Processing Machine									
	Operations, Nec	2	0	2	0	0	0	2	0	2
	Surveyor'S Technician	2	0	2	0	0	0	2	0	2
	Tailor	4	1	5	0	0	0	4	1	5
	Tailor, General	3	0	3	0	0	0	3	0	3
	Tea Farmer	16	0	16	0	0	0	16	0	16
	Tea Field Maintenance Operator	2	0	2	0	0	0	2	0	2
	Tea Plucking Machine Operator	3	0	3	0	0	0	3	0	3
	Tea Seeds Gardener Helper	1	0	1	0	0	0	1	0	1
	Teacher, Special Education, Professional	0	1	1	0	0	0	0	1	1
	Team Leader	9	0	9	0	0	0	9	0	9

Table 38 (Cont'd)- Number of valid work permits and certificates of exemption by industrial group, occupation &amp; sex, as at end of February 2024

Industrial Group	Occupation	Valid Work Permits			Certificates of Exemption			Grand Total		
		Male	Female	Both sexes	Male	Female	Both sexes	Male	Female	Both sexes
Manufacturing (cont'd)	Technical Officer	1	0	1	0	0	0	1	0	1
	Technical Services Manager	1	0	1	0	0	0	1	0	1
	Technician Electric Motors	1	0	1	0	0	0	1	0	1
	Technician, Chemical Processes	1	0	1	0	0	0	1	0	1
	Technician, Engineering, Diesel Motors And Engines	2	0	2	0	0	0	2	0	2
	Technician, Engineering, Quantity Surveying	1	0	1	0	0	0	1	0	1
	Technologist, Paper	1	0	1	0	0	0	1	0	1
	Tent Decorator	1	0	1	0	0	0	1	0	1
	Terminal Operator, Mechanical	1	0	1	0	0	0	1	0	1
	Textile Bleaching, Dyeing, And Cleaning Machine Operators, Nec	1	0	1	0	0	0	1	0	1
	Textile Machine Operator	13	0	13	0	0	0	13	0	13
	Textile Mechanic	1	0	1	0	0	0	1	0	1
	Textile Printer	1	0	1	0	0	0	1	0	1
	Textile Technician	12	0	12	0	0	0	12	0	12
	Textile, Leather And Related Pattern-Makers And Cutters, Nec	3	0	3	0	0	0	3	0	3
	Tig & Mig Welder	2	0	2	0	0	0	2	0	2
	Tig Welder	5	0	5	0	0	0	5	0	5
	Toiletry Products Machine Operator	9	0	9	0	0	0	9	0	9
	Tongsman	1	0	1	0	0	0	1	0	1
	Trainee Designer	1	0	1	0	0	0	1	0	1
	Trainer, Automobile Mechanic	2	0	2	0	0	0	2	0	2
	Trimmer	1	0	1	0	0	0	1	0	1
	Trimmer (Roll Forming Machine)	1	0	1	0	0	0	1	0	1
	Turner	3	0	3	0	0	0	3	0	3
	Turner, Lathe Setter-Operator	1	0	1	0	0	0	1	0	1
	Turner/Fitter	32	0	32	0	0	0	32	0	32
	Twisting Machine Operator	1	0	1	0	0	0	1	0	1
	Type Casting Machine Operator	1	0	1	0	0	0	1	0	1
	Unskilled Worker, Manufacturing And Machinery Assembling	2	0	2	0	0	0	2	0	2
	Upholsterer	76	2	78	0	0	0	76	2	78
	Upholsterer, Furniture	20	0	20	0	0	0	20	0	20
	Upholsterer, General	46	0	46	0	0	0	46	0	46
	Uv Varnishing Machine Operator	1	0	1	0	0	0	1	0	1
	Vacuum Foaming Machine Technician	1	0	1	0	0	0	1	0	1
	Varnisher	1	0	1	0	0	0	1	0	1
	Varnisher, Manufactured Articles	3	0	3	0	0	0	3	0	3
	Varnisher/Lacquering Furniture	1	0	1	0	0	0	1	0	1
	Varnishing Machine Operator	2	0	2	0	0	0	2	0	2
	Veneer Applier	1	0	1	0	0	0	1	0	1
	"Volontaire International En Entreprise (VIE)"	0	0	0	1	0	1	1	0	1
	Weaving And Knitting Machine Operators, Nec	73	0	73	0	0	0	73	0	73
	Weaving Machine Operator	36	0	36	0	0	0	36	0	36
	Welder	34	0	34	0	0	0	34	0	34
	Welder Fitter	5	0	5	0	0	0	5	0	5
	Welder Tig & Mig	20	0	20	0	0	0	20	0	20
	Welder, Mig	160	1	161	0	0	0	160	1	161
	Welder, Resistance	3	0	3	0	0	0	3	0	3
	Welder/Cutter	1	0	1	0	0	0	1	0	1
	Welder/Turner	4	0	4	0	0	0	4	0	4
	Welders And Flame-Cutters, Nec	28	0	28	0	0	0	28	0	28
	Wheel Balancer And Aligner	5	0	5	0	0	0	5	0	5
	Wire-Coating Machine Operator	1	0	1	0	0	0	1	0	1
	Withering Machine Operator	1	0	1	0	0	0	1	0	1
	Wood And Related Products Assemblers, Nec	1	0	1	0	0	0	1	0	1
	Wood Carver	3	0	3	0	0	0	3	0	3
	Wood Carver;Hand	17	0	17	0	0	0	17	0	17
	Wood Polisher	4	0	4	0	0	0	4	0	4
	Wood, Rubber Or Linoleum Block Engraver, Hand	2	0	2	0	0	0	2	0	2
	Wooden Furniture Finisher	2	0	2	0	0	0	2	0	2
	Wood-Polishing-Machine Setter Operator	2	0	2	0	0	0	2	0	2
	Wood-Processing Plant Operators, Nec	1	0	1	0	0	0	1	0	1
	Wood-Working-Machine Operator, General	6	0	6	0	0	0	6	0	6
	Working Proprietor, Metal Works & Fabrication	4	0	4	0	0	0	4	0	4
	Workshop Mechanic (Turner)	1	0	1	0	0	0	1	0	1
	Workshop Supervisor	1	0	1	0	0	0	1	0	1
	Yarn Dyeing Technician	2	0	2	0	0	0	2	0	2
	<b>Sub Total</b>	<b>16865</b>	<b>4005</b>	<b>20870</b>	<b>1</b>	<b>0</b>	<b>1</b>	<b>16866</b>	<b>4005</b>	<b>20871</b>
Electricity, Gas and Water Supply	Electrician, Motor Vehicle	1	0	1	0	0	0	1	0	1
	Mechanic, Heavy Vehicle	2	0	2	0	0	0	2	0	2
	Sawing Machine Setter-Operator, Panel	1	0	1	0	0	0	1	0	1
	Welder, Mig	1	0	1	0	0	0	1	0	1
	<b>Sub Total</b>	<b>5</b>	<b>0</b>	<b>5</b>	<b>0</b>	<b>0</b>	<b>0</b>	<b>5</b>	<b>0</b>	<b>5</b>
Construction	Accountant	0	0	0	1	0	1	1	0	1
	Additional General Manager	0	0	0	2	0	2	2	0	2
	Admin Executive	0	0	0	2	0	2	2	0	2

Table 38 (Cont'd)- Number of valid work permits and certificates of exemption by industrial group, occupation &amp; sex, as at end of February 2024

Industrial Group	Occupation	Valid Work Permits			Certificates of Exemption			Grand Total		
		Male	Female	Both sexes	Male	Female	Both sexes	Male	Female	Both sexes
Construction (Cont'd)	Admin Officer	0	0	0	1	0	1	1	0	1
	Air Conditioner Installer	15	0	15	0	0	0	15	0	15
	Air Conditioning & Refrigeration Technician	2	0	2	0	0	0	2	0	2
	Air Conditioning Technician	2	0	2	0	0	0	2	0	2
	Alumecano Technical	12	0	12	0	0	0	12	0	12
	Alumecano Technical Supervisor	1	0	1	0	0	0	1	0	1
	Aluminium Fabricator	21	0	21	0	0	0	21	0	21
	Aluminium Framemaker	2	0	2	0	0	0	2	0	2
	Aluminium Skilled Worker	5	0	5	0	0	0	5	0	5
	Apprentice, Air Conditioning And Refrigeration	2	0	2	0	0	0	2	0	2
	Apprentice, Machinery Assembler	4	0	4	0	0	0	4	0	4
	Architect, Landscape	12	0	12	0	0	0	12	0	12
	Assembler Aluminium Products	1	0	1	0	0	0	1	0	1
	Assembler, Furniture, Wooden	3	0	3	0	0	0	3	0	3
	Assistant Brick Layer	20	0	20	0	0	0	20	0	20
	Assistant Construction Manager	0	0	0	1	0	1	1	0	1
	Assistant Construction Manager (Civil)	0	0	0	5	0	5	5	0	5
	Assistant Construction Manager (Electrical)	0	0	0	2	0	2	2	0	2
	Assistant Construction Manager (Mechanical)	0	0	0	2	0	2	2	0	2
	Assistant Construction Manager (Signalling & Communication)	0	0	0	1	0	1	1	0	1
	Assistant Hr Manager	0	0	0	1	0	1	1	0	1
	Assistant Manager	0	0	0	2	0	2	2	0	2
	Assistant Manager (Accounts)	0	0	0	2	0	2	2	0	2
	Assistant Manager (Cad)	0	0	0	1	0	1	1	0	1
	Assistant Manager (Civil)	0	0	0	5	0	5	5	0	5
	Assistant Manager (Electrical)	0	0	0	4	0	4	4	0	4
	Assistant Manager (Plant & Machinery)	0	0	0	1	0	1	1	0	1
	Assistant Manager (Stores)	0	0	0	1	0	1	1	0	1
	Assistant Officer (Accounts)	0	0	0	1	0	1	1	0	1
	Assistant Officer (Human Resource)	0	0	0	1	0	1	1	0	1
	Assistant Officer (Industrial Relation)	0	0	0	1	0	1	1	0	1
	Assistant Project Manager	0	0	0	3	0	3	3	0	3
	Assistant Quantity Surveyor Manager	0	0	0	3	0	3	3	0	3
	Assistant Safety Supervisor	0	0	0	1	0	1	1	0	1
	Assistant Safety Supervisor Grade II	0	0	0	1	0	1	1	0	1
	Assistant Surveyor	0	1	1	0	0	0	0	1	1
	Assistant Planning Engineer	0	0	0	1	0	1	1	0	1
	Assistant Planning Engineer Grade II	0	0	0	1	0	1	1	0	1
	Backhoe Loader Operator	2	0	2	0	0	0	2	0	2
	Barbender	359	0	359	0	0	0	359	0	359
	Barbender Grade I	0	0	0	82	0	82	82	0	82
	Barbender Grade II	0	0	0	81	0	81	81	0	81
	Bartender	2	0	2	0	0	0	2	0	2
	Block Mason Grade II	0	0	0	101	0	101	101	0	101
	Blockmaker, Concrete Casting	1	0	1	0	0	0	1	0	1
	Bricklayer, Construction	50	0	50	0	0	0	50	0	50
	Bricklayers, Stonemasons, Floor Layers And Tile Setters, Nec	38	0	38	0	0	0	38	0	38
	Builder, House, Traditional Materials	3	0	3	0	0	0	3	0	3
	Building And Related Electricians, Nec	4	0	4	0	0	0	4	0	4
	Building Construction And Maintenance Labourers, Nec	3	0	3	0	0	0	3	0	3
	Building Construction Labourer	18	0	18	0	0	0	18	0	18
	Building Electrician	5	0	5	0	0	0	5	0	5
	Building Painter	8	0	8	0	0	0	8	0	8
	Bulldozer Operator	2	0	2	0	0	0	2	0	2
	Cabinet Maker	36	1	37	0	0	0	36	1	37
	Cabinet Maker Grade II	0	0	0	2	0	2	2	0	2
	Cable Joiner	1	0	1	0	0	0	1	0	1
	Cable Technician	1	0	1	0	0	0	1	0	1
	Camp Supervisor	0	0	0	1	0	1	1	0	1
	Carpenter	293	0	293	19	0	19	312	0	312
	Carpenter Grade I	0	0	0	348	0	348	348	0	348
	Carpenter Grade II	0	0	0	1038	0	1038	1038	0	1038
	Carpenter Sg II	0	0	0	11	0	11	11	0	11
	Carpenter, General	872	2	874	0	0	0	872	2	874
	Carpenters And Joiners, Nec	4	0	4	0	0	0	4	0	4
	Chief General Manager ( Engineer )	0	0	0	1	0	1	1	0	1
	Civil Foreman	0	0	0	1	0	1	1	0	1
	Civil Supervisor	0	0	0	4	0	4	4	0	4
	Civil Technician	0	0	0	1	0	1	1	0	1
	Cladding Technician	8	0	8	0	0	0	8	0	8
	Cleaner	0	0	0	2	0	2	2	0	2
	Concrete Pump Operator, Mobile Truck	2	0	2	0	0	0	2	0	2
	Concrete Shutterer	110	0	110	0	0	0	110	0	110
	Concrete Worker Grade II	0	0	0	42	0	42	42	0	42
	Construction Carpenter	148	0	148	0	0	0	148	0	148
	Construction Joiner	8	0	8	0	0	0	8	0	8
	Construction Manager (Civil)	0	0	0	1	0	1	1	0	1

Table 38 (Cont'd)- Number of valid work permits and certificates of exemption by industrial group, occupation &amp; sex, as at end of February 2024

Industrial Group	Occupation	Valid Work Permits			Certificates of Exemption			Grand Total		
		Male	Female	Both sexes	Male	Female	Both sexes	Male	Female	Both sexes
Construction (cont'd)	Construction Manager (Mechanical)	0	0	0	1	0	1	1	0	1
	Construction Manager (Qa/Qc)	0	0	0	1	0	1	1	0	1
	Construction Team Leader	1	0	1	0	0	0	1	0	1
	Construction Worker Mason	5	0	5	0	0	0	5	0	5
	Constructional Steel Erector	4	0	4	0	0	0	4	0	4
	Controller, Operation Control Center	0	0	0	1	0	1	1	0	1
	Cook	8	0	8	15	1	16	23	1	24
	Cook Assistant	0	0	0	4	0	4	4	0	4
	Cook Grade I	0	0	0	14	0	14	14	0	14
	Cook Grade II	0	0	0	2	0	2	2	0	2
	Cook Helper Grade I	0	0	0	1	0	1	1	0	1
	Cook, Chinese Cuisine	2	1	3	0	0	0	2	1	3
	Cook, Domestic	1	0	1	0	0	0	1	0	1
	Cook, Indian Cuisine	5	0	5	0	0	0	5	0	5
	Cooks, Nec	8	0	8	0	0	0	8	0	8
	Crane Operator	12	0	12	0	0	0	12	0	12
	Deputy General Manager	0	0	0	2	0	2	2	0	2
	Deputy General Manager (Civil)	0	0	0	3	0	3	3	0	3
	Deputy General Manager (Design)	0	0	0	1	0	1	1	0	1
	Deputy Manager (Civil)	0	0	0	1	0	1	1	0	1
	Design Delivery Manager	0	0	0	1	0	1	1	0	1
	Director	0	0	0	2	0	2	2	0	2
	Director/Chief Executive, Corporate Organisation (Private Sector)	2	0	2	0	0	0	2	0	2
	Director/Chief Executive, Para Statal Organisation	1	0	1	0	0	0	1	0	1
	Directors/Chief Executives, Nec	1	0	1	0	0	0	1	0	1
	Draftsman	0	0	0	1	0	1	1	0	1
	Driver	0	0	0	2	0	2	2	0	2
	Driver Grade I	0	0	0	11	0	11	11	0	11
	Driver Grade II	0	0	0	11	0	11	11	0	11
	Driver, Motor Tricycle, Goods	5	0	5	0	0	0	5	0	5
	Driver, Truck, Heavy	2	0	2	0	0	0	2	0	2
	Driver, Vehicle, General	7	0	7	0	0	0	7	0	7
	Driver/Helper	15	0	15	0	0	0	15	0	15
	Duct Erector	5	0	5	0	0	0	5	0	5
	Ductman	3	0	3	0	0	0	3	0	3
	Dy General Manager ( Finance )	0	0	0	1	0	1	1	0	1
	Dy. General Manager (Engg)	0	0	0	1	0	1	1	0	1
	Electric & Mig Welder	1	0	1	0	0	0	1	0	1
	Electric Arc Welder, Hand	3	0	3	0	0	0	3	0	3
	Electric Cable Jointer	1	0	1	0	0	0	1	0	1
	Electric Power Lineman	2	0	2	0	0	0	2	0	2
	Electrical & Mechanical Technician	3	0	3	0	0	0	3	0	3
	Electrical Engineering Technician	4	0	4	0	0	0	4	0	4
	Electrical Engineering Technician General	19	0	19	0	0	0	19	0	19
	Electrical Supervisor	2	0	2	1	0	1	3	0	3
	Electrical Technician	3	0	3	0	0	0	3	0	3
	Electrical Technician Trainee	3	0	3	0	0	0	3	0	3
	Electrician	53	0	53	2	0	2	55	0	55
	Electrician Grade I	0	0	0	24	0	24	24	0	24
	Electrician Grade II	0	0	0	79	0	79	79	0	79
	Electrician Sg I	0	0	0	1	0	1	1	0	1
	Electrician Sg II	0	0	0	3	0	3	3	0	3
	Electrician Ship	1	0	1	0	0	0	1	0	1
	Electrician, General	225	0	225	0	0	0	225	0	225
	Electronic Technician	5	0	5	0	0	0	5	0	5
	Electronics Engineering Technician, General	1	0	1	0	0	0	1	0	1
	Electrician	3	0	3	0	0	0	3	0	3
	Engineer	0	0	0	1	0	1	1	0	1
	Engineer Electrical	1	0	1	0	0	0	1	0	1
	Engineer, Building Construction	1	0	1	0	0	0	1	0	1
	Engineer, Electrical And Electronics	1	0	1	0	0	0	1	0	1
	Engineer, Hydraulics	1	0	1	0	0	0	1	0	1
	Engineer, Power Distribution And Transmission	1	0	1	0	0	0	1	0	1
	Engineer, Road Construction	1	0	1	0	0	0	1	0	1
	Excavating Machine Operator	6	0	6	0	0	0	6	0	6
	Excavator Loader On P Types	15	0	15	0	0	0	15	0	15
	Excavator Operator	12	0	12	18	0	18	30	0	30
	Excavator Operator Grade II	0	0	0	3	0	3	3	0	3
	Executive (Civil)	0	0	0	1	0	1	1	0	1
	Executive Purchase	0	0	0	1	0	1	1	0	1
	Fabrication Fitter Grade II	0	0	0	1	0	1	1	0	1
	Fabrication Fitter Sg I	0	0	0	5	0	5	5	0	5
	Fabricator Fitter Sg II	0	0	0	2	0	2	2	0	2
	False Ceiling Fixer	21	0	21	0	0	0	21	0	21
	False Ceiling Makers And Fixers	0	0	0	1	0	1	1	0	1
	Financial Controller	1	0	1	0	0	0	1	0	1
	First Aider	0	0	0	1	0	1	1	0	1
	Fitter For Pipelines Works	1	0	1	0	0	0	1	0	1
	Floor Layers And Tile Setters, Nec	36	0	36	0	0	0	36	0	36

Table 38 (Cont'd)- Number of valid work permits and certificates of exemption by industrial group, occupation &amp; sex, as at end of February 2024

Industrial Group	Occupation	Valid Work Permits			Certificates of Exemption			Grand Total		
		Male	Female	Both sexes	Male	Female	Both sexes	Male	Female	Both sexes
Construction (cont'd)	Foreman	0	0	0	24	0	24	24	0	24
	Foreman Building	0	0	0	3	0	3	3	0	3
	Foreman Site Works	0	0	0	5	0	5	5	0	5
	Furniture Carpenter	2	0	2	0	0	0	2	0	2
	Gardener	27	0	27	0	0	0	27	0	27
	Gas And Electric Welder, General	20	0	20	0	0	0	20	0	20
	Gas Welder	2	0	2	0	0	0	2	0	2
	Grader Operator	2	0	2	0	0	0	2	0	2
	Grader Operator, Cement	2	0	2	0	0	0	2	0	2
	Granite Cutter And Polisher	2	1	3	0	0	0	2	1	3
	Granite Technician	38	0	38	0	0	0	38	0	38
	Granite Technician & Polisher	1	0	1	0	0	0	1	0	1
	Granite Worker	2	0	2	0	0	0	2	0	2
	Hand End Blade Machine Operator (Rolling Shutters)	2	0	2	0	0	0	2	0	2
	Head - Finance, Accounts & Admin	0	0	0	1	0	1	1	0	1
	Head (Project Control)	0	0	0	1	0	1	1	0	1
	Head Cook	4	0	4	0	0	0	4	0	4
	Health Executive	0	0	0	1	0	1	1	0	1
	Heating & Cooling Technician	1	0	1	0	0	0	1	0	1
	Heavy Driver Grade 2	0	0	0	2	0	2	2	0	2
	Heavy Vehicle Driver	1	0	1	0	0	0	1	0	1
	Helper	14	0	14	296	0	296	310	0	310
	Helper-Civil Works	0	0	0	36	0	36	36	0	36
	Helper - Electrical Works	0	0	0	2	0	2	2	0	2
	Helper - Mechanical Works	0	0	0	3	0	3	3	0	3
	Helper Grade II	0	0	0	9	0	9	9	0	9
	Helper Qa/Qc	0	0	0	1	0	1	1	0	1
	Hvac Air Conditioning & Ventilation Technician	3	0	3	0	0	0	3	0	3
	Hvac Technician	3	0	3	0	0	0	3	0	3
	Interpreter	2	1	3	0	0	0	2	1	3
	Interpreter Clerks, Court	1	0	1	0	0	0	1	0	1
	It/System	0	0	0	1	0	1	1	0	1
	Jcb Operator	2	0	2	6	0	6	8	0	8
	Job Operator	0	0	0	1	0	1	1	0	1
	Joinery Carpenter	23	0	23	0	0	0	23	0	23
	Junior Manager	0	0	0	3	0	3	3	0	3
	Junior Technical Officer	0	0	0	9	0	9	9	0	9
	Khalasi	0	0	0	8	0	8	8	0	8
	Khalasi (Helper)	0	0	0	10	0	10	10	0	10
	Khalasi / Rigger Grade II	0	0	0	6	0	6	6	0	6
	Khalasi Grade Ii	0	0	0	2	0	2	2	0	2
	Lab Technician	0	0	0	1	0	1	1	0	1
	Laboratory Technician, Chemical Laboratory	3	0	3	0	0	0	3	0	3
	Labour/Helper	0	0	0	1	0	1	1	0	1
	Lead Formations	0	0	0	1	0	1	1	0	1
	Lead Railway Systems	0	0	0	1	0	1	1	0	1
	Leading Hand Building	0	0	0	1	0	1	1	0	1
	Leading Hand Grade II	0	0	0	7	0	7	7	0	7
	Leading Hand Site Works	0	0	0	3	0	3	3	0	3
	Lift Technician	4	0	4	0	0	0	4	0	4
	Light Truck Driver Grade II	0	0	0	5	0	5	5	0	5
	Loader Operator	0	0	0	1	0	1	1	0	1
	Lorry Driver Grade II	0	0	0	10	0	10	10	0	10
	Lorry Driver, Heavy	13	0	13	0	0	0	13	0	13
	Lorry Operator	8	0	8	0	0	0	8	0	8
	Machine Operator Colour Machine, Paint Manufacturing	1	0	1	0	0	0	1	0	1
	Machine Operator, Sewing	10	0	10	0	0	0	10	0	10
	Maintenance Electrician	1	0	1	0	0	0	1	0	1
	Maintenance Manager	1	0	1	0	0	0	1	0	1
	Manager	0	0	0	4	0	4	4	0	4
	Manager (Accounts)	0	0	0	2	0	2	2	0	2
	Manager (Civil)	0	0	0	3	0	3	3	0	3
	Manager (Engineering)	0	0	0	1	0	1	1	0	1
	Manager (Environment, Health And Safety)	0	0	0	1	0	1	1	0	1
	Manager (Mechanical)	0	0	0	3	0	3	3	0	3
	Manager (Stores)	0	0	0	1	0	1	1	0	1
	Manager (Survey)	0	0	0	1	0	1	1	0	1
	Manager (Systems)	0	0	0	1	0	1	1	0	1
	Managing Director	0	0	0	1	0	1	1	0	1
	Managing Supervisor, Small Construction Company	3	2	5	0	0	0	3	2	5
	Managing Supervisors In Construction, Nec	14	3	17	0	0	0	14	3	17
	Marble Setter	4	0	4	0	0	0	4	0	4
	Mason	2368	4	2372	31	0	31	2399	4	2403
	Mason Grade I	0	0	0	417	0	417	417	0	417
	Mason Grade II	0	0	0	1598	0	1598	1598	0	1598
	Mason Sg I	0	0	0	1	0	1	1	0	1
	Mason Superior Grade II	0	0	0	12	0	12	12	0	12
	Mason, Monument	82	0	82	0	0	0	82	0	82
	Materials Testing Technician, Civil	12	0	12	0	0	0	12	0	12
	Mechanic	3	0	3	1	0	1	4	0	4
	Mechanic Grade I	0	0	0	4	0	4	4	0	4
	Mechanic Grade II	0	0	0	1	0	1	1	0	1

Table 38 (Cont'd)- Number of valid work permits and certificates of exemption by industrial group, occupation &amp; sex, as at end of February 2024

Industrial Group	Occupation	Valid Work Permits			Certificates of Exemption			Grand Total		
		Male	Female	Both sexes	Male	Female	Both sexes	Male	Female	Both sexes
Construction (cont'd)	Mechanic Sg II	0	0	0	2	0	2	2	0	2
	Mechanic, Construction Machinery	12	0	12	0	0	0	12	0	12
	Mechanic, Electrical	9	0	9	0	0	0	9	0	9
	Mechanical & Electrical Coordinator	0	0	0	3	0	3	3	0	3
	Mechanical Assistant	0	0	0	1	0	1	1	0	1
	Mechanical Engineering Technician, General	1	0	1	0	0	0	1	0	1
	Mechanical Engineers, Nec	1	0	1	0	0	0	1	0	1
	Mechanical Equipment	1	0	1	0	0	0	1	0	1
	Mechanical Machinery Assemblers, Nec	1	0	1	0	0	0	1	0	1
	Mechanical Surveyor	0	0	0	1	0	1	1	0	1
	Mep Manager	0	0	0	3	0	3	3	0	3
	Metal Roofer	6	0	6	0	0	0	6	0	6
	Metal Working Machine Setter Operator, General	16	0	16	0	0	0	16	0	16
	Mobile - Crane Operator	3	0	3	0	0	0	3	0	3
	Motor Vehicle Mechanics And Repairers, Nec	10	0	10	0	0	0	10	0	10
	Occupational Therapist	0	1	1	0	0	0	0	1	1
	Office Admin Time Clerk	0	0	0	1	0	1	1	0	1
	Office Assistant	0	0	0	4	0	4	4	0	4
	Office Boy	0	0	0	1	0	1	1	0	1
	Officer	0	0	0	8	0	8	8	0	8
	Officer (Electrical)	0	0	0	1	0	1	1	0	1
	Operations Manager	1	0	1	0	0	0	1	0	1
	Operator	0	0	0	6	0	6	6	0	6
	Operator Grade I	0	0	0	11	0	11	11	0	11
	Operator Grade II	0	0	0	2	0	2	2	0	2
	Operator Sg2	0	0	0	2	0	2	2	0	2
	Ornamental Sheet Metal Worker	1	0	1	0	0	0	1	0	1
	Painter	15	0	15	0	0	0	15	0	15
	Painter Grade II	0	0	0	14	0	14	14	0	14
	Painter Sg II	0	0	0	10	0	10	10	0	10
	Painter, Artist	4	0	4	0	0	0	4	0	4
	Painter, Metal	1	0	1	0	0	0	1	0	1
	Painter, Vehicle	1	0	1	0	0	0	1	0	1
	Pipe Fitter, General	3	0	3	0	0	0	3	0	3
	Planning Manager	0	0	0	1	0	1	1	0	1
	Plant Operator	3	0	3	17	0	17	20	0	20
	Plasterer	39	0	39	0	0	0	39	0	39
	Plasterer Grade 2	0	0	0	204	0	204	204	0	204
	Plasterer Grade I	0	0	0	6	0	6	6	0	6
	Plumber And Pipe Fitter	3	0	3	0	0	0	3	0	3
	Plumber Grade I	0	0	0	12	0	12	12	0	12
	Plumber Grade II	0	0	0	44	0	44	44	0	44
	Plumber Sg II	0	0	0	2	0	2	2	0	2
	Plumber, General	185	0	185	0	0	0	185	0	185
	Plumbing Supervisor	1	0	1	0	0	0	1	0	1
	Pole Electrician	20	0	20	0	0	0	20	0	20
	Production Technician, Concrete Plant	4	0	4	0	0	0	4	0	4
	Project Director	0	0	0	2	0	2	2	0	2
	Project Manager	0	0	0	6	0	6	6	0	6
	Project Manager (Civil)	0	0	0	3	0	3	3	0	3
	Pump And Tank Technician	1	0	1	0	0	0	1	0	1
	Pump Operator C/O Driver	1	0	1	0	0	0	1	0	1
	Qa Qc Engineer Grade I	0	0	0	1	0	1	1	0	1
	Qc Manager	0	0	0	1	0	1	1	0	1
	Qs Engineer	0	0	0	3	0	3	3	0	3
	Quality Assurance / Quality Control Supervisor	0	0	0	2	0	2	2	0	2
	Quality Controller, Textiles	1	0	1	0	0	0	1	0	1
	Radar Technician	1	0	1	0	0	0	1	0	1
	Rebar Fitter Grade I	0	0	0	1	0	1	1	0	1
	Rebar Fitter Grade II	0	0	0	23	0	23	23	0	23
	Rebar Fitter Sg I	0	0	0	1	0	1	1	0	1
	Rebar Fitter Sg II	0	0	0	35	0	35	35	0	35
	Mechanic	4	0	4	0	0	0	4	0	4
	Refrigeration Technician/Frigorist	3	0	3	0	0	0	3	0	3
	Rigger / Khalasi	0	0	0	1	0	1	1	0	1
	Rigger / Khalasi Grade II	0	0	0	5	0	5	5	0	5
	Rigger For Tank Works	1	0	1	0	0	0	1	0	1
	Rigger Sg II	0	0	0	1	0	1	1	0	1
	Rigger, General	4	0	4	0	0	0	4	0	4
	Road Grader And Scraper Driver	1	0	1	0	0	0	1	0	1
	Roller Shutter Fixer	20	0	20	0	0	0	20	0	20
	Roof Tiles Plant Operator	2	0	2	0	0	0	2	0	2
	Safety Executive	0	0	0	1	0	1	1	0	1
	Safety Executive Grade I	0	0	0	1	0	1	1	0	1
	Safety Officer	0	0	0	1	0	1	1	0	1
	Safety Officer Grade II	0	0	0	1	0	1	1	0	1
	Safety Steward	0	0	0	3	0	3	3	0	3
	Safety Supervisor	2	0	2	0	0	0	2	0	2
	Scaffolder	33	0	33	0	0	0	33	0	33

Table 38 (Cont'd)- Number of valid work permits and certificates of exemption by industrial group, occupation &amp; sex, as at end of February 2024

Industrial Group	Occupation	Valid Work Permits			Certificates of Exemption			Grand Total		
		Male	Female	Both sexes	Male	Female	Both sexes	Male	Female	Both sexes
Construction (cont'd)	Scaffolder Grade II	0	0	0	73	0	73	73	0	73
	Sculptor	3	0	3	0	0	0	3	0	3
	Sculptors, Painters And Related Workers, Nec	1	0	1	0	0	0	1	0	1
	Security Grade II	0	0	0	2	0	2	2	0	2
	Security Guard	0	0	0	1	0	1	1	0	1
	Senior Engineer (Civil)	0	0	0	1	0	1	1	0	1
	Senior Engineer (Systems)	0	0	0	1	0	1	1	0	1
	Senior Technical Officer	0	0	0	2	0	2	2	0	2
	Senior Technical Officer Grade II	0	0	0	1	0	1	1	0	1
	Sheet Metal Worker	1	0	1	0	0	0	1	0	1
	Sheet-Metal Marker	1	0	1	0	0	0	1	0	1
	Sheet-Metal Worker, General	16	0	16	0	0	0	16	0	16
	Sheet-Metal Workers, Nec	1	0	1	0	0	0	1	0	1
	Sheltering Carpenter	1	0	1	0	0	0	1	0	1
	Shuttering Carpenter	21	0	21	0	0	0	21	0	21
	Shuttering Carpenter Grade I	0	0	0	10	0	10	10	0	10
	Shuttering Carpenter Grade II	0	0	0	38	0	38	38	0	38
	Site Agent	1	0	1	5	0	5	6	0	6
	Site Agent Electrical	1	0	1	0	0	0	1	0	1
	Site Engineer	0	0	0	1	0	1	1	0	1
	Site In Charge Grade I	0	0	0	1	0	1	1	0	1
	Site Manager	0	0	0	5	0	5	5	0	5
	Site Supervisor	16	0	16	23	0	23	39	0	39
	Site Technician	11	0	11	0	0	0	11	0	11
	Skid Steer Loader (Bobcat)	1	0	1	0	0	0	1	0	1
	Skilled Carpenter	4	0	4	0	0	0	4	0	4
	Skilled Electrician	1	0	1	0	0	0	1	0	1
	Skilled Mason	115	0	115	0	0	0	115	0	115
	Skilled Worker Grade II	0	0	0	93	0	93	93	0	93
	Solar Water Heater Installer	2	0	2	0	0	0	2	0	2
	Specialist Marble/Tiler	3	0	3	0	0	0	3	0	3
	Specialist Shutter, Hand	1	0	1	0	0	0	1	0	1
	Sr Officer	0	0	0	2	0	2	2	0	2
	Sr. Manager (Mech)	0	0	0	1	0	1	1	0	1
	Steel Bender	24	0	24	0	0	0	24	0	24
	Steel Fixer	295	1	296	21	0	21	316	1	317
	Steel Fixer Grade I	0	0	0	105	0	105	105	0	105
	Steel Fixer Grade II	0	0	0	474	0	474	474	0	474
	Steel Fixture	0	0	0	11	0	11	11	0	11
	Stone Employee	1	0	1	0	0	0	1	0	1
	Stonemason, Construction	38	0	38	0	0	0	38	0	38
	Stone-Treating Plant Operators, Nec	7	0	7	0	0	0	7	0	7
	Store Assistant	0	0	0	2	0	2	2	0	2
	Store Clerk	0	0	0	1	0	1	1	0	1
	Store In Charge	0	0	0	1	0	1	1	0	1
	Store In Charge Grade I	0	0	0	1	0	1	1	0	1
	Store Keeper Grade 2	0	0	0	1	0	1	1	0	1
	Store Keeper Grade I	0	0	0	1	0	1	1	0	1
	Storekeeper	0	0	0	2	0	2	2	0	2
	Stores Clerk	0	0	0	2	0	2	2	0	2
	Structural Steel Operator	1	0	1	0	0	0	1	0	1
	Structural-Metal Erector	14	0	14	0	0	0	14	0	14
	Structural-Steel Worker, Workshop	5	0	5	0	0	0	5	0	5
	Sub-Contractor	0	0	0	4	0	4	4	0	4
	Supervisor	0	0	0	19	0	19	19	0	19
	Supervisor - Civil	0	0	0	3	0	3	3	0	3
	Supervisor And Foreman , Welding And Flame Cutting	1	0	1	0	0	0	1	0	1
	Supervisor And Foreman, Bricklaying	2	0	2	0	0	0	2	0	2
	Supervisor And Foreman, Building Construction	30	0	30	0	0	0	30	0	30
	Supervisor And Foreman, Quarrying	1	0	1	0	0	0	1	0	1
	Supervisor And Foreman, Reinforced Concrete Working	2	0	2	0	0	0	2	0	2
	Supervisor And Foreman, Road Construction	2	0	2	0	0	0	2	0	2
	Supervisor Grade I	0	0	0	12	0	12	12	0	12
	Supervisor Grade II	0	0	0	7	0	7	7	0	7
	Supervisor, Construction Labourers	10	0	10	0	0	0	10	0	10
	Supervisors, Foremen And Related Workers In Building Construction, Nec	1	0	1	0	0	0	1	0	1
	Survey Assistant	0	0	0	1	0	1	1	0	1
	Sweeper/Cleaner	0	0	0	11	0	11	11	0	11
	Technician, Rapeller	1	0	1	0	0	0	1	0	1
	Technical Assistant	1	0	1	0	0	0	1	0	1
	Technical Officer	0	0	0	1	0	1	1	0	1
	Technician	0	0	0	3	0	3	3	0	3
	Technician Grade II	0	0	0	42	0	42	42	0	42
	Technician, Engineering, Ship Construction	1	0	1	0	0	0	1	0	1
	Tent Erector	2	0	2	0	0	0	2	0	2
	Terminal Operator, Sugar Plant	1	0	1	0	0	0	1	0	1
	Tile Fixer	2	0	2	0	0	0	2	0	2
	Tile Mason	1	0	1	0	0	0	1	0	1
	Tile Mason Grade II	0	0	0	5	0	5	5	0	5
	Tile Setter	146	0	146	0	0	0	146	0	146

Table 38 (Cont'd)- Number of valid work permits and certificates of exemption by industrial group, occupation &amp; sex, as at end of February 2024

Industrial Group	Occupation	Valid Work Permits			Certificates of Exemption			Grand Total		
		Male	Female	Both sexes	Male	Female	Both sexes	Male	Female	Both sexes
Construction (cont'd)	Tile Setter Grade II	0	0	0	35	0	35	35	0	35
	Tiler	26	0	26	0	0	0	26	0	26
	Tiler Grade II	0	0	0	22	0	22	22	0	22
	Tiles Layer	9	0	9	0	0	0	9	0	9
	Time Office Clerk	0	0	0	2	0	2	2	0	2
	Tower - Crane Operator	4	0	4	2	0	2	6	0	6
	Track Workman	0	0	0	3	0	3	3	0	3
	Train Captain	0	0	0	1	0	1	1	0	1
	Trainee Director	1	0	1	0	0	0	1	0	1
	Trainer, Automobile Mechanic	4	0	4	0	0	0	4	0	4
	Turner/Fitter	1	0	1	0	0	0	1	0	1
	Unskilled Worker	4	0	4	282	0	282	286	0	286
	Unskilled Worker Grade II	0	0	0	45	0	45	45	0	45
	"Volontaire International En Entreprise (VIE)"	0	0	0	1	1	2	1	1	2
	Water Proofer	3	0	3	0	0	0	3	0	3
	Waterproofing Applicator Operator	6	0	6	0	0	0	6	0	6
	Water-Treatment Plant Operator	1	0	1	0	0	0	1	0	1
	Welder	28	0	28	0	0	0	28	0	28
	Welder General	2	0	2	0	0	0	2	0	2
	Welder Grade II	0	0	0	17	0	17	17	0	17
	Welder Tig & Mig	2	0	2	0	0	0	2	0	2
	Welder, Mig	47	0	47	0	0	0	47	0	47
	Welder, Resistance	4	0	4	0	0	0	4	0	4
	Welder/Turner	4	0	4	0	0	0	4	0	4
	Welders And Flame-Cutters, Nec	9	0	9	0	0	0	9	0	9
	Works Manager	1	0	1	0	0	0	1	0	1
	<b>Sub Total</b>	<b>6636</b>	<b>18</b>	<b>6654</b>	<b>6394</b>	<b>2</b>	<b>6396</b>	<b>13030</b>	<b>20</b>	<b>13050</b>
Wholesale and Retail Trade, Repair of Motor Vehicles, Motorcycles and Personal and Household Goods	Ac Technician	1	0	1	0	0	0	1	0	1
	Account Executive, Advertising	1	0	1	0	0	0	1	0	1
	Agricultural Supervisor	2	0	2	0	0	0	2	0	2
	Air Conditioner Installer	1	0	1	0	0	0	1	0	1
	Air Conditioning & Refrigeration	3	0	3	0	0	0	3	0	3
	Aluminium Fabricator	14	0	14	0	0	0	14	0	14
	Apprentice Mechanic, Automobile	4	0	4	0	0	0	4	0	4
	Apprentice Painter	2	0	2	0	0	0	2	0	2
	Apprentice, Air Conditioning And Refrigeration	3	0	3	0	0	0	3	0	3
	Apprentice, Coach Builder, Wooden	1	0	1	0	0	0	1	0	1
	Artist, Model	1	0	1	0	0	0	1	0	1
	Assembler Oven (Gas And Electric)	9	0	9	0	0	0	9	0	9
	Assembler, Furniture, Wooden	7	0	7	0	0	0	7	0	7
	Assembler, Micro Electronic Equipment	2	0	2	0	0	0	2	0	2
	Automobile Electrician	11	0	11	0	0	0	11	0	11
	Automobile Engineering Technician	6	0	6	0	0	0	6	0	6
	Automobile Mechanic	12	0	12	0	0	0	12	0	12
	Automobile Mechanic, Diesel	2	0	2	0	0	0	2	0	2
	Automobile Mechanic, Petrol	1	0	1	0	0	0	1	0	1
	Automobile Mechanic, Petrol And Diesel	18	0	18	0	0	0	18	0	18
	Automobile Painter	5	0	5	0	0	0	5	0	5
	Automobile Panel Beater	1	0	1	0	0	0	1	0	1
	Automobile Technician(Gas Conversion Kit)	3	0	3	0	0	0	3	0	3
	Automobile Technician	1	0	1	0	0	0	1	0	1
	Automotive Mechanic	1	0	1	0	0	0	1	0	1
	Baker, General	20	0	20	0	0	0	20	0	20
	Bakers, Pastry Cooks And Confectionery And Snack Makers, Nec	2	0	2	0	0	0	2	0	2
	Ball & Polishing Jeweller	1	0	1	0	0	0	1	0	1
	Biomedical Technician	3	0	3	0	0	0	3	0	3
	Boiler Plant Operator, Steam	2	0	2	0	0	0	2	0	2
	Brigadier	2	0	2	0	0	0	2	0	2
	Budding Operator	2	0	2	0	0	0	2	0	2
	Cabinet Maker	78	0	78	0	0	0	78	0	78
	Call Centre Operator	2	0	2	0	0	0	2	0	2
	Car Painter	2	0	2	0	0	0	2	0	2
	Car Valeting	2	0	2	0	0	0	2	0	2
	Carer	3	2	5	0	0	0	3	2	5
	Carpenter	1	0	1	0	0	0	1	0	1
	Carpenter, General	13	0	13	0	0	0	13	0	13
	Cashmere Carpet Technician	1	0	1	0	0	0	1	0	1
	Chicken Slaughtering	2	0	2	0	0	0	2	0	2
	Cleaner, Car And Bus	6	0	6	0	0	0	6	0	6
	Coffee Operator	1	0	1	0	0	0	1	0	1
	Cold Room Attendant	3	0	3	0	0	0	3	0	3
	Cold Room Operator	2	0	2	0	0	0	2	0	2
	Cold Room Technician	2	0	2	0	0	0	2	0	2
	Commercial Packing Operator	4	0	4	0	0	0	4	0	4
	Conditioning & Refrigeration Technician	1	0	1	0	0	0	1	0	1
	Cook	15	0	15	0	0	0	15	0	15
	Cook, Hotel/Restaurant	14	0	14	0	0	0	14	0	14
	Cook, Indian Cuisine	6	0	6	0	0	0	6	0	6
	Cook, Mauritian/Creole Cuisine	1	0	1	0	0	0	1	0	1
	Cooks, Nec	4	0	4	0	0	0	4	0	4



Table 38 (Cont'd)- Number of valid work permits and certificates of exemption by industrial group, occupation &amp; sex, as at end of February 2024

Industrial Group	Occupation	Valid Work Permits			Certificates of Exemption			Grand Total		
		Male	Female	Both sexes	Male	Female	Both sexes	Male	Female	Both sexes
Wholesale and Retail Trade, Repair of Motor Vehicles, Motorcycles and	Customer Relations Officer	1	0	1	0	0	0	1	0	1
	Deboner	1	0	1	0	0	0	1	0	1
Personal and Household Goods	Decorator, Interior	1	0	1	0	0	0	1	0	1
	Department Manager, Wholesale Trade	1	0	1	0	0	0	1	0	1
(cont'd)	Deputy/Assistant Director/Chief Executive, Corporate Organisation (Private Sector)	1	1	2	0	0	0	1	1	2
	Designer, Scenery	1	0	1	0	0	0	1	0	1
	Director/Chief Executive, Corporate Organisation (Private Sector)	1	0	1	0	0	0	1	0	1
	Director/Chief Executive, Para Statal Organisation	0	1	1	0	0	0	0	1	1
	Directors/Chief Executives, Nec	2	0	2	0	0	0	2	0	2
	Domestic Helpers And Cleaners, Nec	0	1	1	0	0	0	0	1	1
	Edge Banding Machine Setter Operator, Panel	1	0	1	0	0	0	1	0	1
	Electrical Engineering Technician	2	0	2	0	0	0	2	0	2
	Electrical Engineering Technician General	1	0	1	0	0	0	1	0	1
	Electrical Technician	3	0	3	0	0	0	3	0	3
	Electrician	9	0	9	0	0	0	9	0	9
	Electrician, General	12	0	12	0	0	0	12	0	12
	Electrician, Motor Vehicle	2	0	2	0	0	0	2	0	2
	Electro Technician	2	0	2	0	0	0	2	0	2
	Electronic Engineer	1	0	1	0	0	0	1	0	1
	Electronic Mechanic/Autogas Technician	3	0	3	0	0	0	3	0	3
	Electronic Technician	9	0	9	0	0	0	9	0	9
	Electronics Engineering Technician, General	1	0	1	0	0	0	1	0	1
	Electronics Mechanic	6	0	6	0	0	0	6	0	6
	Embroiderer	8	0	8	0	0	0	8	0	8
	Embroiderer, Hand	2	0	2	0	0	0	2	0	2
	Engineer, Automotive/Automobile	3	0	3	0	0	0	3	0	3
	Engineer, Electrical And Electronics	1	0	1	0	0	0	1	0	1
	Excavating Machine Operator	5	0	5	0	0	0	5	0	5
	Excavator Loader On P Types	2	0	2	0	0	0	2	0	2
	Executive Pastry Chef	14	0	14	0	0	0	14	0	14
	Factory Attendant	5	0	5	0	0	0	5	0	5
	Factory Operator	24	0	24	0	0	0	24	0	24
	Factory Operator, Meat Processing	16	0	16	0	0	0	16	0	16
	Factory Operator-Fish Processing	2	0	2	0	0	0	2	0	2
	False Ceiling Maker	15	0	15	0	0	0	15	0	15
	Farm Hands And Labourers, Nec	6	0	6	0	0	0	6	0	6
	Fast Food Operator	8	0	8	0	0	0	8	0	8
	Fertigation Operator	1	0	1	0	0	0	1	0	1
	Fertilizer And Irrigating Officer	2	0	2	0	0	0	2	0	2
	Fibre Blender Machine; Machine Operator Textile Fibres									
	Blending	4	0	4	0	0	0	4	0	4
	Field Crop Farmer, General	1	0	1	0	0	0	1	0	1
	Filing Pump Attendant	3	0	3	0	0	0	3	0	3
	Finishing Operator	0	1	1	0	0	0	0	1	1
	Fish Cutter	9	0	9	0	0	0	9	0	9
	Fish Cutting Operator	14	0	14	0	0	0	14	0	14
	Fish/Meat Packer	1	0	1	0	0	0	1	0	1
	Fitter, Machine Tool	1	0	1	0	0	0	1	0	1
	Food Grader	10	0	10	0	0	0	10	0	10
	Food Processing Operator	21	0	21	0	0	0	21	0	21
	Fork-Lift Truck Operator	3	0	3	0	0	0	3	0	3
	Frigorist	28	0	28	0	0	0	28	0	28
	Gardener, Hydroponic	4	0	4	0	0	0	4	0	4
	Gas And Electric Welder, General	6	0	6	0	0	0	6	0	6
	Gas Welder	3	0	3	0	0	0	3	0	3
	General Technician	6	0	6	0	0	0	6	0	6
	Glass Blower	3	0	3	0	0	0	3	0	3
	Glass Cutter	18	0	18	0	0	0	18	0	18
	Glass Factory Operator	5	0	5	0	0	0	5	0	5
	Glass Worker, General	1	0	1	0	0	0	1	0	1
	Glue Bonding Machine Setter Operator, Panel	1	0	1	0	0	0	1	0	1
	Granite Cutter	20	0	20	0	0	0	20	0	20
	Granite Cutter And Polisher	9	0	9	0	0	0	9	0	9
	Granite Technician	4	0	4	0	0	0	4	0	4
	Granite Worker	3	0	3	0	0	0	3	0	3
	Greenhouse And Budding Operator	22	0	22	0	0	0	22	0	22
	Greenhouse Operator	3	0	3	0	0	0	3	0	3
	Hand Diamond Cutter	1	0	1	0	0	0	1	0	1
	Hand Packer	5	0	5	0	0	0	5	0	5
	Handicraft Worker, Garments	3	0	3	0	0	0	3	0	3
	Heating, Ventilation And Refrigeration Engineering Technician	3	0	3	0	0	0	3	0	3
	Heavy Equipments Electrician	1	0	1	0	0	0	1	0	1
	Heavy Equipments Service Mecanic	2	0	2	0	0	0	2	0	2
	Housemaid	7	3	10	0	0	0	7	3	10
	Hvac/Ac Technician	2	0	2	0	0	0	2	0	2
	Hybrid Car Technical	2	0	2	0	0	0	2	0	2
	Indian Chef	0	1	1	0	0	0	0	1	1
	Indian Sweet Maker	2	0	2	0	0	0	2	0	2

Table 38 (Cont'd)- Number of valid work permits and certificates of exemption by industrial group, occupation &amp; sex, as at end of February 2024

Industrial Group	Occupation	Valid Work Permits			Certificates of Exemption			Grand Total		
		Male	Female	Both sexes	Male	Female	Both sexes	Male	Female	Both sexes
Wholesale and Retail Trade, Repair of Motor Vehicles, Motorcycles and Personal and Household Goods (cont'd)	Insulator, Refrigeration And Airconditioning	1	0	1	0	0	0	1	0	1
	Jeweller	14	0	14	0	0	0	14	0	14
	Jewellery Engraver And Enameller	1	0	1	0	0	0	1	0	1
	Jig And Gauge Maker	1	0	1	0	0	0	1	0	1
	Knitting Machine Operator, Garment	1	0	1	0	0	0	1	0	1
	Laboratory Technician, Chemical Laboratory	1	0	1	0	0	0	1	0	1
	Lathe Machine Operator	1	0	1	0	0	0	1	0	1
	Machine Operator	51	0	51	0	0	0	51	0	51
	Machine Operator, Bakery Products	188	1	189	0	0	0	188	1	189
	Machine Operator, Coremaking, Metal	1	0	1	0	0	0	1	0	1
	Machine Operator, Embroidery	4	0	4	0	0	0	4	0	4
	Machine Operator, Fish Processing	2	0	2	0	0	0	2	0	2
	Machine Operator, Foodstuffs Dehydrating	2	0	2	0	0	0	2	0	2
	Machine Operator, Furniture Production	3	1	4	0	0	0	3	1	4
	Machine Operator, General, Sugar Production	14	0	14	0	0	0	14	0	14
	Machine Operator, Labelling	1	0	1	0	0	0	1	0	1
	Machine Operator, Meat And Fish Preserving	8	0	8	0	0	0	8	0	8
	Machine Operator, Meat Processing	2	0	2	0	0	0	2	0	2
	Machine Operator, Metal Welding	1	0	1	0	0	0	1	0	1
	Machine Operator, Packing	301	1	302	0	0	0	301	1	302
	Machine Operator, Plastic Products Fabrication	1	0	1	0	0	0	1	0	1
	Machine Operator, Printing General	2	0	2	0	0	0	2	0	2
	Machine Operator, Processing, Fruit, Vegetable And Nut	1	0	1	0	0	0	1	0	1
	Machine Operator, Sewing	88	0	88	0	0	0	88	0	88
	Machine Operator, Spice Milling	1	0	1	0	0	0	1	0	1
	Machine Operator, Vegetable & Fruit Canning	1	0	1	0	0	0	1	0	1
	Machine Operator, Vegetable & Fruit Freezing Machine									
	Operator, Vegetable Freezing	6	0	6	0	0	0	6	0	6
	Machine Operator, Wood Products	6	0	6	0	0	0	6	0	6
	Maid, Linen	0	1	1	0	0	0	0	1	1
	Maintenance Executive Manager	1	0	1	0	0	0	1	0	1
	Manager Office Non-Government	1	0	1	0	0	0	1	0	1
	Manager, Cold Storage	9	0	9	0	0	0	9	0	9
	Managing Supervisor, Business Consultancy	0	1	1	0	0	0	0	1	1
	Marketing Officer	0	1	1	0	0	0	0	1	1
	Mason	1	0	1	0	0	0	1	0	1
	Meat Cutter	7	0	7	0	0	0	7	0	7
	Meat Slicers	2	0	2	0	0	0	2	0	2
	Meat-And Fish- Processing Machine Operators, Nec	4	0	4	0	0	0	4	0	4
	Mechanic	15	0	15	0	0	0	15	0	15
	Mechanic Motor Vehicle	14	0	14	0	0	0	14	0	14
	Mechanic, Electrical	4	0	4	0	0	0	4	0	4
	Mechanic, Heavy Vehicle	6	0	6	0	0	0	6	0	6
	Mechanical Engineer, General	1	0	1	0	0	0	1	0	1
	Mechanical Engineer, Motors And Engines (Except Marine)	5	0	5	0	0	0	5	0	5
	Media Planner	0	1	1	0	0	0	0	1	1
	Medical Laboratory Trainee	1	0	1	0	0	0	1	0	1
	Merchandiser Manager	0	1	1	0	0	0	0	1	1
	Metal Furnace Operator	1	0	1	0	0	0	1	0	1
	Metal Moulders And Coremakers, Nec	1	0	1	0	0	0	1	0	1
	Metal Scrap Processor	3	0	3	0	0	0	3	0	3
	Metal Working Machine Setter Operator, General	1	0	1	0	0	0	1	0	1
	Metallurgist, General	2	0	2	0	0	0	2	0	2
	Miller-Grinder, Chemical And Related Processes	1	0	1	0	0	0	1	0	1
	Milling-Machine, Setter-Operator	1	0	1	0	0	0	1	0	1
	Mixer, Bread, Dough	3	0	3	0	0	0	3	0	3
	Motor Vehicle Mechanics And Repairers, Nec	9	0	9	0	0	0	9	0	9
	Motor Vehicles Mechanic (Hybrid Car Technology)	1	0	1	0	0	0	1	0	1
	Motorcycle Mechanic	1	0	1	0	0	0	1	0	1
	Motor-Cycle Mechanic, Petrol And Diesel	1	0	1	0	0	0	1	0	1
	Operations Manager	1	0	1	0	0	0	1	0	1
	Operator, Fertiliser Plant	7	0	7	0	0	0	7	0	7
	Other Food And Related Products Processing Trades Workers, Nec	10	0	10	0	0	0	10	0	10
	Other Manufacturing Labourers, Nec	1	0	1	0	0	0	1	0	1
	Other Stationary Machine Operators And Assemblers, Nec	4	0	4	0	0	0	4	0	4
	Packer, Hand	14	0	14	0	0	0	14	0	14
	Painter, Artist	8	0	8	0	0	0	8	0	8
	Painter, Vehicle	6	0	6	0	0	0	6	0	6
	Panel Beater	8	0	8	0	0	0	8	0	8
	Pastry Maker	123	0	123	0	0	0	123	0	123
	Pastry Operator	1	0	1	0	0	0	1	0	1
	Pesticides Handler	1	0	1	0	0	0	1	0	1
	Pharmacist, General	0	1	1	0	0	0	0	1	1
	Pharmacy Dispenser	1	0	1	0	0	0	1	0	1
	Pickler, Fruit And Vegetable	4	0	4	0	0	0	4	0	4
	Pipe Fitter, General	1	0	1	0	0	0	1	0	1
	Planning Machine Operator	3	0	3	0	0	0	3	0	3
	Plant Operator Fertilizer, Manufacturing	3	0	3	0	0	0	3	0	3
	Plumber, General	5	0	5	0	0	0	5	0	5
	Plumbers And Pipe Fitters, Nec	1	0	1	0	0	0	1	0	1
	Precision Sawyer, Sawing Machine Setter Operator Panel	1	0	1	0	0	0	1	0	1

Table 38 (Cont'd)- Number of valid work permits and certificates of exemption by industrial group, occupation &amp; sex, as at end of February 2024

Industrial Group	Occupation	Valid Work Permits			Certificates of Exemption			Grand Total		
		Male	Female	Both sexes	Male	Female	Both sexes	Male	Female	Both sexes
Wholesale and Retail Trade, Repair of Motor Vehicles, Motorcycles and Personal and Household Goods (cont'd)	Precision-Grinding-Machine Operator	6	0	6	0	0	0	6	0	6
	Professional Electronic Technician	1	0	1	0	0	0	1	0	1
	Professional Granite Worker	1	0	1	0	0	0	1	0	1
	Pumping Station Operator	3	0	3	0	0	0	3	0	3
	Quality Inspector, Processes	1	0	1	0	0	0	1	0	1
Household Goods (cont'd)	Refrigeration And Airconditioning Plant And Equipment Mechanic	1	0	1	0	0	0	1	0	1
	Room Attendant	4	0	4	0	0	0	4	0	4
	Sales Demonstrator	16	0	16	0	0	0	16	0	16
	Sales Manager	1	0	1	0	0	0	1	0	1
	Salesperson, Retail Trade	0	1	1	0	0	0	0	1	1
	Senior Project Manager	0	0	0	1	0	1	1	0	1
	Shelves Worker	41	28	69	0	0	0	41	28	69
	Shop Assistant	1	0	1	0	0	0	1	0	1
	Shop Salespersons And Demonstrators, Nec	1	0	1	0	0	0	1	0	1
	Skilled Aluminium Fabricator	2	0	2	0	0	0	2	0	2
	Skilled Glass Cutter	2	0	2	0	0	0	2	0	2
	Spice Grinder, Hand	7	0	7	0	0	0	7	0	7
	Spot Welder, Machine	3	0	3	0	0	0	3	0	3
	Steel Fixer	2	0	2	0	0	0	2	0	2
	Storekeeper	3	0	3	0	0	0	3	0	3
	Sugar Factories Helpers/Labourers	1	0	1	0	0	0	1	0	1
	Supervisor And Foreman, Automobile Repair, Fitting And Servicing	2	0	2	0	0	0	2	0	2
	Supervisor And Foreman, Food And Beverage Processing 7-00.65	1	0	1	0	0	0	1	0	1
	Supervisor, Panel Checking	4	0	4	0	0	0	4	0	4
	Supervisors, Agricultural, Forestry, Fishery And Related Unskilled Labourers, Nec	19	0	19	0	0	0	19	0	19
	Tailor	2	1	3	0	0	0	2	1	3
	Tailor, General	1	0	1	0	0	0	1	0	1
	Technical Manager	1	0	1	0	0	0	1	0	1
	Technician	7	0	7	0	0	0	7	0	7
	Technician Meteorology	1	0	1	0	0	0	1	0	1
	Technician Mobile	1	0	1	0	0	0	1	0	1
	Technician White Goods	1	0	1	0	0	0	1	0	1
	Technician, Telephones	2	0	2	0	0	0	2	0	2
	Technologist, Food And Drink	2	0	2	0	0	0	2	0	2
	Telecommunication Technician	1	0	1	0	0	0	1	0	1
	Terminal Operator, Sugar Plant	2	0	2	0	0	0	2	0	2
	Textile Painter	3	0	3	0	0	0	3	0	3
	Therapist	1	1	2	0	0	0	1	1	2
	Toiletry Products Machine Operator	4	0	4	0	0	0	4	0	4
	Trainee Director	1	0	1	0	0	0	1	0	1
	Trainer, Automobile Mechanic	4	0	4	0	0	0	4	0	4
	Turner/Fitter	2	0	2	0	0	0	2	0	2
	Twisting Machine Operator	2	0	2	0	0	0	2	0	2
	Tyre Person	3	0	3	0	0	0	3	0	3
	Tyreman	2	0	2	0	0	0	2	0	2
	Upholsterer, Furniture	3	0	3	0	0	0	3	0	3
	Upholsterer, General	22	0	22	0	0	0	22	0	22
	Upholsterer, Vehicles	5	0	5	0	0	0	5	0	5
	Vegetable Farm Worker, (Unskilled)/Labourer	1	0	1	0	0	0	1	0	1
	Vegetable Farmer	1	0	1	0	0	0	1	0	1
	Vehicle Sheet Metal Worker	1	0	1	0	0	0	1	0	1
	Warehouse Operator	13	0	13	0	0	0	13	0	13
	Watch And Clock Assembler	1	0	1	0	0	0	1	0	1
	Weaver, Carpet, Hand	1	0	1	0	0	0	1	0	1
	Website Developers And Designers, Nec	1	0	1	0	0	0	1	0	1
	Welder	3	0	3	0	0	0	3	0	3
	Welder Tig & Mig	8	0	8	0	0	0	8	0	8
	Welder, Mig	10	0	10	0	0	0	10	0	10
	Welder, Thermite	2	0	2	0	0	0	2	0	2
	Welders And Flame-Cutters, Nec	6	0	6	0	0	0	6	0	6
	Wood Carver;Hand	5	0	5	0	0	0	5	0	5
	Wood Products Machine Operators, Nec	6	0	6	0	0	0	6	0	6
	Wooden Furniture Finisher	10	0	10	0	0	0	10	0	10
	Wood-Working-Machine Operator, General	1	0	1	0	0	0	1	0	1
	Hotel	1	0	1	0	0	0	1	0	1
	Workshop Supervisor	1	0	1	0	0	0	1	0	1
	<b>Sub Total</b>	<b>1984</b>	<b>50</b>	<b>2034</b>	<b>1</b>	<b>0</b>	<b>1</b>	<b>1985</b>	<b>50</b>	<b>2035</b>
Transport, Storage and Communications	Apprentice Electrician	1	0	1	0	0	0	1	0	1
	Apprentice, Coach Builder, Wooden	3	0	3	0	0	0	3	0	3
	Auto Mechanic	4	0	4	0	0	0	4	0	4
	Automobile Electrician	2	0	2	0	0	0	2	0	2
	Automobile Mechanic	1	0	1	0	0	0	1	0	1
	Automobile Mechanic, Diesel	2	0	2	0	0	0	2	0	2
	Automobile Mechanic, Petrol	1	0	1	0	0	0	1	0	1
	Automobile Mechanic, Petrol And Diesel	2	0	2	0	0	0	2	0	2

Table 38 (Cont'd)- Number of valid work permits and certificates of exemption by industrial group, occupation &amp; sex, as at end of February 2024

Industrial Group	Occupation	Valid Work Permits			Certificates of Exemption			Grand Total		
		Male	Female	Both sexes	Male	Female	Both sexes	Male	Female	Both sexes
Transport, Storage and Communications (cont'd)	Cable Joiner	1	0	1	0	0	0	1	0	1
	Cable Worker, Electric Power, Underground Cables	3	0	3	0	0	0	3	0	3
	Call Centre Operator	45	55	100	0	0	0	45	55	100
	Chief Engineer	0	0	0	1	0	1	1	0	1
	Coach Builder	1	0	1	0	0	0	1	0	1
	Cold Room Attendant	9	0	9	0	0	0	9	0	9
	Cold Room Technician	3	0	3	0	0	0	3	0	3
	Commercial Artist	1	0	1	0	0	0	1	0	1
	Cook, Indian Cuisine	4	0	4	0	0	0	4	0	4
	Director/Chief Executive, Para Statal Organisation	1	0	1	0	0	0	1	0	1
	Directors/Chief Executives, Nec	2	0	2	0	0	0	2	0	2
	Electric Cable Joiner	3	0	3	0	0	0	3	0	3
	Electric Welder	4	0	4	0	0	0	4	0	4
	Electrical Fitter, General	1	0	1	0	0	0	1	0	1
	Electrician, General	3	0	3	0	0	0	3	0	3
	Electrician, Heavy Vehicle	1	0	1	0	0	0	1	0	1
	Electronic Technician	1	0	1	0	0	0	1	0	1
	Engineer, Automotive/Automobile	3	0	3	0	0	0	3	0	3
	Fish Cutter	1	0	1	0	0	0	1	0	1
	Frigoboy	2	0	2	0	0	0	2	0	2
	Frigorist	10	0	10	0	0	0	10	0	10
	Gas Welder	1	0	1	0	0	0	1	0	1
	Granite Cutter And Polisher	1	0	1	0	0	0	1	0	1
	Graphic Artist	1	0	1	0	0	0	1	0	1
	Housemaid	1	0	1	0	0	0	1	0	1
	Hvac Technician	2	0	2	0	0	0	2	0	2
	Hydraulic Technician	1	0	1	0	0	0	1	0	1
	Machine Operator, Splicing, Cable And Rope	1	0	1	0	0	0	1	0	1
	Mechanic	4	0	4	0	0	0	4	0	4
	Mechanic, Heavy Vehicle	1	0	1	0	0	0	1	0	1
	Metal Finishing, Plating And Coating Machine Operators, Nec	3	0	3	0	0	0	3	0	3
	Metal Roofer	6	0	6	0	0	0	6	0	6
	Painter, Vehicle	2	0	2	0	0	0	2	0	2
	Panel Beater	1	0	1	0	0	0	1	0	1
	Pipe Fitter, General	2	0	2	0	0	0	2	0	2
	Poultry Farm Skilled Worker	2	0	2	0	0	0	2	0	2
	Poultry Farm Worker (Unskilled)	2	0	2	0	0	0	2	0	2
	Poultry Farmer	1	0	1	0	0	0	1	0	1
	Production Operator	1	0	1	0	0	0	1	0	1
	Refrigeration System Operator	5	0	5	0	0	0	5	0	5
	Rigger, General	6	0	6	0	0	0	6	0	6
	Riggers And Cable Splicers, Nec	1	0	1	0	0	0	1	0	1
	Sales Executive	0	1	1	0	0	0	0	1	1
	Sales Manager	1	2	3	0	0	0	1	2	3
	Shipping Transport Handler	1	0	1	0	0	0	1	0	1
	Site Manager	1	0	1	0	0	0	1	0	1
	Skilled Panel Beater	2	0	2	0	0	0	2	0	2
	Skipper	0	0	0	1	0	1	1	0	1
	Supervisor, Call Centre	13	42	55	0	0	0	13	42	55
	Supervisor, Panel Checking	1	0	1	0	0	0	1	0	1
	Technical And Mechanical Officer	2	0	2	0	0	0	2	0	2
	Technician	1	0	1	0	0	0	1	0	1
	Telecommunication Technician	3	0	3	0	0	0	3	0	3
	Trainer, Automobile Mechanic	6	0	6	0	0	0	6	0	6
	Trainer, Secretarial And Administration	0	1	1	0	0	0	0	1	1
	Translator	1	0	1	0	0	0	1	0	1
	Turner/Fitter	1	0	1	0	0	0	1	0	1
	Welder	1	0	1	0	0	0	1	0	1
	Welder, Mig	4	0	4	0	0	0	4	0	4
	Wireless Operator	1	0	1	0	0	0	1	0	1
	<b>Sub Total</b>	<b>199</b>	<b>101</b>	<b>300</b>	<b>2</b>	<b>0</b>	<b>2</b>	<b>201</b>	<b>101</b>	<b>302</b>
Hotels and Restaurants	Air Conditioner Installer	1	0	1	0	0	0	1	0	1
	Animateur, Hotel	1	0	1	0	0	0	1	0	1
	Apprentice, Air Conditioning And Refrigeration	1	0	1	0	0	0	1	0	1
	Assistant Cook	9	1	10	0	0	0	9	1	10
	Audio-Visual And Teaching Aid Specialist	1	0	1	0	0	0	1	0	1
	Ayurvedic Therapist	2	0	2	0	0	0	2	0	2
	Baker, General	2	0	2	0	0	0	2	0	2
	Bakers, Pastry Cooks And Confectionery And Snack Makers, Nec	1	0	1	0	0	0	1	0	1
	Bar Manager	1	0	1	0	0	0	1	0	1
	Barista	2	2	4	0	0	0	2	2	4
	Bartender	1	0	1	0	0	0	1	0	1
	Butler	6	0	6	0	0	0	6	0	6
	Cabinet Maker	6	0	6	0	0	0	6	0	6
	Carer	1	2	3	0	0	0	1	2	3

Table 38 (Cont'd)- Number of valid work permits and certificates of exemption by industrial group, occupation &amp; sex, as at end of February 2024

Industrial Group	Occupation	Valid Work Permits			Certificates of Exemption			Grand Total		
		Male	Female	Both sexes	Male	Female	Both sexes	Male	Female	Both sexes
Hotels and Restaurants (cont'd)	Carpenter	2	0	2	0	0	0	2	0	2
	Carpenter, General	6	0	6	0	0	0	6	0	6
	Chef	7	0	7	0	0	0	7	0	7
	Chef De Partie	1	0	1	0	0	0	1	0	1
	Chef General	1	0	1	0	0	0	1	0	1
	Chef-Indian Cuisine	1	0	1	0	0	0	1	0	1
	Chief Steward/Stewardess, Ship	3	0	3	0	0	0	3	0	3
	Children Hostess (Mini Club)	0	1	1	0	0	0	0	1	1
	Construction Carpenter	1	0	1	0	0	0	1	0	1
	Continental Cook	1	0	1	0	0	0	1	0	1
	Cook	91	1	92	0	0	0	91	1	92
	Cook (Chef De Partie)	1	0	1	0	0	0	1	0	1
	Cook, Chinese Cuisine	9	2	11	0	0	0	9	2	11
	Cook, French Cuisine	3	0	3	0	0	0	3	0	3
	Cook, General	3	0	3	0	0	0	3	0	3
	Cook, Hotel/Restaurant	97	3	100	0	0	0	97	3	100
	Cook, Indian Cuisine	98	0	98	0	0	0	98	0	98
	Cook, Mauritian/Creole Cuisine	0	1	1	0	0	0	0	1	1
	Cook, Thai Cuisine	1	0	1	0	0	0	1	0	1
	Cooks, Nec	15	0	15	0	0	0	15	0	15
	Customer And Operation Coordinator	1	0	1	0	0	0	1	0	1
	Customer Relations Officer	0	1	1	0	0	0	0	1	1
	Dosa Cook	4	0	4	0	0	0	4	0	4
	Electrical Technician Trainee	1	0	1	0	0	0	1	0	1
	Electrician, General	2	0	2	0	0	0	2	0	2
	Entertainment Manager	0	2	2	0	0	0	0	2	2
	Executive (Head) Cook	0	1	1	0	0	0	0	1	1
	Executive Pastry Chef	4	0	4	0	0	0	4	0	4
	Fast Food Operator	19	0	19	0	0	0	19	0	19
	Food Processor	17	0	17	0	0	0	17	0	17
	Gas And Electric Welder, General	1	0	1	0	0	0	1	0	1
	General Manager, Housing	1	0	1	0	0	0	1	0	1
	Granite Cutter And Polisher	2	0	2	0	0	0	2	0	2
	Handyman/Handywoman, Building Maintenance	1	0	1	0	0	0	1	0	1
	Head Cook	38	1	39	0	0	0	38	1	39
	Head Pastry	1	0	1	0	0	0	1	0	1
	Health And Safety Manager	1	0	1	0	0	0	1	0	1
	Housekeeper, Domestic	1	0	1	0	0	0	1	0	1
	Housekeepers And Related Workers, Institutional Nec	5	0	5	0	0	0	5	0	5
	Housekeeping And Related Service Workers, Domestic, Nec	1	0	1	0	0	0	1	0	1
	Housemaid	1	0	1	0	0	0	1	0	1
	Indian Chef	21	0	21	0	0	0	21	0	21
	Indian Sweet Maker	6	0	6	0	0	0	6	0	6
	Instructor, Swimming	1	0	1	0	0	0	1	0	1
	It Assistant	1	0	1	0	0	0	1	0	1
	Kebab Specialist	3	0	3	0	0	0	3	0	3
	Kitchen And Laundry Technician	2	0	2	0	0	0	2	0	2
	Kitchen Helper	0	1	1	0	0	0	0	1	1
	Machine Operator	2	0	2	0	0	0	2	0	2
	Machine Operator, Bakery Products	3	0	3	0	0	0	3	0	3
	Machine Operator, Packing	10	0	10	0	0	0	10	0	10
	Machine Operator, Sewing	2	0	2	0	0	0	2	0	2
	Machine Paint Operator	1	0	1	0	0	0	1	0	1
	Maintenance Technicians/Carpenter	5	0	5	0	0	0	5	0	5
	Manager Restaurant	2	0	2	0	0	0	2	0	2
	Manager Restaurant, Hotel	1	0	1	0	0	0	1	0	1
	Managing Supervisors Of Restaurants, Hotels And Guest Houses, Nec	2	0	2	0	0	0	2	0	2
	Manufacturing Paint Operator	1	0	1	0	0	0	1	0	1
	Marble Polisher	2	0	2	0	0	0	2	0	2
	Marble Polisher/Specialist	2	0	2	0	0	0	2	0	2
	Marble Setter	1	0	1	0	0	0	1	0	1
	Marketing Manager	0	1	1	0	0	0	0	1	1
	Media Planner	1	0	1	0	0	0	1	0	1
	Musician	1	1	2	0	0	0	1	1	2
	Office Manager, Employers' Organisation	1	0	1	0	0	0	1	0	1
	Pastry Maker/Cook	7	5	12	0	0	0	7	5	12
	Pastry Operator	1	0	1	0	0	0	1	0	1
	Professional Cook	1	0	1	0	0	0	1	0	1
	Public Relations Officer	0	1	1	0	0	0	0	1	1
	Receptionist	1	1	2	0	0	0	1	1	2
	Restaurant Manager	2	0	2	0	0	0	2	0	2
	Restaurant Supervisor	1	0	1	0	0	0	1	0	1
	Room Service Manager	3	0	3	0	0	0	3	0	3
	Sales Invoice Clerk	1	0	1	0	0	0	1	0	1
	Snack Maker	3	0	3	0	0	0	3	0	3
	Sous Chef	13	1	14	0	0	0	13	1	14
	South Indian Cook	1	0	1	0	0	0	1	0	1
	Spa Therapist	1	9	10	0	0	0	1	9	10
	Sports Coach	0	1	1	0	0	0	0	1	1

Table 38 (Cont'd)- Number of valid work permits and certificates of exemption by industrial group, occupation &amp; sex, as at end of February 2024

Industrial Group	Occupation	Valid Work Permits			Certificates of Exemption			Grand Total		
		Male	Female	Both sexes	Male	Female	Both sexes	Male	Female	Both sexes
Hotels and Restaurants (cont'd)	Stewards	1	0	1	0	0	0	1	0	1
	Supervisor And Foreman, Machine Packing And Labelling	3	0	3	0	0	0	3	0	3
	Sushi Chef	0	2	2	0	0	0	0	2	2
	Tandoori Cook	9	0	9	0	0	0	9	0	9
	Team Leader	1	0	1	0	0	0	1	0	1
	Tile Setter	1	0	1	0	0	0	1	0	1
	Waiter	8	0	8	0	0	0	8	0	8
	Waiter/Waitress	1	1	2	0	0	0	1	1	2
	Waitress	0	1	1	0	0	0	0	1	1
	Welcome And Service Coordinator	0	1	1	0	0	0	0	1	1
	<b>Sub Total</b>	<b>607</b>	<b>44</b>	<b>651</b>	<b>0</b>	<b>0</b>	<b>0</b>	<b>607</b>	<b>44</b>	<b>651</b>
Information Technology	Cabinet Maker	3	0	3	0	0	0	3	0	3
	Consultant, Business Process Engineering	0	1	1	0	0	0	0	1	1
	Director/Chief Executive, Corporate Organisation (Private Sector)	1	0	1	0	0	0	1	0	1
	Director/Chief Executive, Para Statal Organisation	2	0	2	0	0	0	2	0	2
	Directors/Chief Executives, Nec	3	0	3	0	0	0	3	0	3
	Field Worker, Trust Fund	1	0	1	0	0	0	1	0	1
	Finance Consultant	1	0	1	0	0	0	1	0	1
	Handyman/Handywoman, Building Maintenance	2	0	2	0	0	0	2	0	2
	Information Manager	0	1	1	0	0	0	0	1	1
	Ingénieur Concepteur	1	0	1	0	0	0	1	0	1
	Manager Project	1	0	1	0	0	0	1	0	1
	Manager, Communications	0	1	1	0	0	0	0	1	1
	Medical Records Organiser	0	1	1	0	0	0	0	1	1
	Other Associate Professionals, Nec	1	0	1	0	0	0	1	0	1
	Research Officer, History And International Relations	1	0	1	0	0	0	1	0	1
	Safety Technician	1	0	1	0	0	0	1	0	1
	Sales Representative Technical	1	0	1	0	0	0	1	0	1
	Site Technician	1	0	1	0	0	0	1	0	1
	Supervisor, Call Centre	1	0	1	0	0	0	1	0	1
	Technical Engineer	1	0	1	0	0	0	1	0	1
	Technician (For Chips Level And Motherboard Repairs)	2	0	2	0	0	0	2	0	2
	Telecom Supervisor	1	1	2	0	0	0	1	1	2
	Trainee Director	1	0	1	0	0	0	1	0	1
	Trust And Corporate Administrator	0	1	1	0	0	0	0	1	1
	<b>Sub Total</b>	<b>26</b>	<b>6</b>	<b>32</b>	<b>0</b>	<b>0</b>	<b>0</b>	<b>26</b>	<b>6</b>	<b>32</b>
Financial Intermediation	Administration And Protocol Officer	0	0	0	0	1	1	0	1	1
	Administrative Assistant	0	0	0	0	1	1	0	1	1
	Auditor	0	1	1	0	0	0	0	1	1
	Branch Manager, Bank	3	1	4	0	0	0	3	1	4
	Chief Executive Officer	0	0	0	1	0	1	1	0	1
	Chief Manager, Credit Function	0	1	1	0	0	0	0	1	1
	Chief Manager, Digital Function	1	0	1	0	0	0	1	0	1
	Chief Manager, Finance Function	1	0	1	0	0	0	1	0	1
	Chief Manager, Global Business Branch	1	0	1	0	0	0	1	0	1
	Chief Manager, It Function	1	0	1	0	0	0	1	0	1
	Chief Manager, Port Louis	1	0	1	0	0	0	1	0	1
	Chief Manager, Risk Management Function	1	0	1	0	0	0	1	0	1
	Chief Risk Officer	0	1	1	0	0	0	0	1	1
	Consultant	0	0	0	0	1	1	0	1	1
	Country Manager	1	0	1	0	0	0	1	0	1
	Coverage Officer	0	0	0	0	1	1	0	1	1
	Deputy Director	0	0	0	1	0	1	1	0	1
	Deputy Group Managing Director & Compliance And Risk Management	0	0	0	0	1	1	0	1	1
	Deputy Group Md & General Counsel	0	0	0	1	0	1	1	0	1
	Director General(Ad Int.), Tdf/Coverage Executive	0	0	0	0	1	1	0	1	1
	Director, Eastern And Southern African Trade Advisers Limited (Esatal)	0	0	0	1	0	1	1	0	1
	Director/Chief Executive, Corporate Organisation (Private Sector)	2	0	2	0	0	0	2	0	2
	Director/Chief Executive, Para Statal Organisation	2	0	2	0	0	0	2	0	2
	Directors/Chief Executives, Nec	1	0	1	0	0	0	1	0	1
	Equity Investment Manager/Co-Lead Asset Management	0	0	0	0	1	1	0	1	1
	Executive Director, Trade Captive Insurance	0	0	0	1	0	1	1	0	1
	Executive, Corporate Affairs And Investors Relations	0	0	0	0	1	1	0	1	1
	Finance Manager	1	1	2	0	0	0	1	1	2
	Fisherman/Deckhand	0	0	0	4	0	4	4	0	4
	Government Tax, And Treasury Officers, Nec	1	0	1	0	0	0	1	0	1
	Group Executive, Corporate Services And Administration	0	0	0	0	1	1	0	1	1
	Head Of Department	1	0	1	0	0	0	1	0	1
	Head, Coverage, Indian Ocean-Lusophone Africa	0	0	0	1	0	1	1	0	1
	Head, Still Room Hands	1	0	1	0	0	0	1	0	1
	Insurance Manager	4	1	5	0	0	0	4	1	5
	Junior Analyst	0	0	0	0	1	1	0	1	1
	"Nouvelle Coordinatrice Ocean Indien"	0	0	0	0	1	1	0	1	1
	"Nouvelle Directrice"	0	0	0	0	1	1	0	1	1
	Office Manager Of Humanitarian And Special Interest Organisation	1	0	1	0	0	0	1	0	1
	Office Manager, Employers' Organisation	2	0	2	0	0	0	2	0	2

Table 38 (Cont'd)- Number of valid work permits and certificates of exemption by industrial group, occupation &amp; sex, as at end of February 2024

Industrial Group	Occupation	Valid Work Permits			Certificates of Exemption			Grand Total		
		Male	Female	Both sexes	Male	Female	Both sexes	Male	Female	Both sexes
Financial Intermediation (Cont'd)	Office Manager, Political Party	1	0	1	0	0	0	1	0	1
	President Emeritus & Group Managing Director (MD)	0	0	0	1	0	1	1	0	1
	Principal Country Programme	0	0	0	0	1	1	0	1	1
	Senior Manager, Compliance Function	1	0	1	0	0	0	1	0	1
	Senior Manager, Credit Function	1	0	1	0	0	0	1	0	1
	Treasury & Corporate Services Officer	0	0	0	0	1	1	0	1	1
	"Volontaire Internationale (VI)"	0	0	0	1	1	2	1	1	2
	<b>Sub Total</b>	<b>29</b>	<b>6</b>	<b>35</b>	<b>12</b>	<b>15</b>	<b>27</b>	<b>41</b>	<b>21</b>	<b>62</b>
Real Estate, Renting and Business Activities	Accountants, Nec	1	0	1	0	0	0	1	0	1
	Administrative Manager	0	1	1	0	0	0	0	1	1
	Apprentice, Air Conditioning And Refrigeration	5	0	5	0	0	0	5	0	5
	Architect, Landscape	2	0	2	0	0	0	2	0	2
	Assistant Site Manager	1	0	1	0	0	0	1	0	1
	Baby Sitter	0	1	1	0	0	0	0	1	1
	Cabinet Maker	2	0	2	0	0	0	2	0	2
	Call Centre Operator	0	1	1	0	0	0	0	1	1
	Carer	0	1	1	0	0	0	0	1	1
	Carpenter, General	1	0	1	0	0	0	1	0	1
	Carpenter/Cabinet Maker	1	0	1	0	0	0	1	0	1
	Commercial Representative, Sales	0	1	1	0	0	0	0	1	1
	Computer Assistants, Nec	1	0	1	0	0	0	1	0	1
	Construction Carpenter	1	0	1	0	0	0	1	0	1
	Consultant , Education	0	1	1	0	0	0	0	1	1
	Cook, Chinese Cuisine	1	0	1	0	0	0	1	0	1
	Cook, Indian Cuisine	1	0	1	0	0	0	1	0	1
	Director/Chief Executive, Corporate Organisation (Private Sector)	1	2	3	0	0	0	1	2	3
	Ductman	11	0	11	0	0	0	11	0	11
	Electrical Engineering Technician	2	0	2	0	0	0	2	0	2
	Electrical Engineering Technician General	1	0	1	0	0	0	1	0	1
	Electrical Engineering Technician, High Voltage	2	0	2	0	0	0	2	0	2
	Electrical Engineering Technicians, Nec	1	0	1	0	0	0	1	0	1
	Electrician	4	0	4	0	0	0	4	0	4
	Electrician, General	6	0	6	0	0	0	6	0	6
	Electro-Mechanic	2	0	2	0	0	0	2	0	2
	Excavator Loader On P Types	1	0	1	0	0	0	1	0	1
	Executive Officer	1	0	1	0	0	0	1	0	1
	Fitter, Industrial Machinery, General	1	0	1	0	0	0	1	0	1
	Gas And Electric Welder, General	1	0	1	0	0	0	1	0	1
	Greenhouse And Budding Operator	4	0	4	0	0	0	4	0	4
	International Business Development Manager	1	0	1	0	0	0	1	0	1
	Machine Helper	10	0	10	0	0	0	10	0	10
	Machine Operator	3	0	3	0	0	0	3	0	3
	Machine Operator, Cellophane Bag Production	1	0	1	0	0	0	1	0	1
	Machine Operator, Packing	63	1	64	0	0	0	63	1	64
	Machine Operator, Printing General	2	0	2	0	0	0	2	0	2
	Machine Operator, Printing, Photography	2	0	2	0	0	0	2	0	2
	Machine Operator, Sewing	7	0	7	0	0	0	7	0	7
	Maintenance Manager	1	0	1	0	0	0	1	0	1
	Manager Project	0	1	1	0	0	0	0	1	1
	Manager, Communications	0	1	1	0	0	0	0	1	1
	Managing Director, Hotel	0	1	1	0	0	0	0	1	1
	Managing Supervisor, Business Consultancy	2	0	2	0	0	0	2	0	2
	Marketing Manager	1	0	1	0	0	0	1	0	1
	Marquees Erector	3	0	3	0	0	0	3	0	3
	Mason	6	0	6	0	0	0	6	0	6
	Other Legal Professionals, Nec	1	0	1	0	0	0	1	0	1
	Other Machinery Mechanics And Fitters, Nec	1	0	1	0	0	0	1	0	1
	Photographer, General	3	0	3	0	0	0	3	0	3
	Pipe Fitter, General	2	0	2	0	0	0	2	0	2
	Plant Maintenance Mechanic	1	0	1	0	0	0	1	0	1
	Plumber, General	14	0	14	0	0	0	14	0	14
	Printing-Machinery Fitter	1	0	1	0	0	0	1	0	1
	Production Manager, Manufacturing	1	1	2	0	0	0	1	1	2
	Quality Assurance Officer	2	0	2	0	0	0	2	0	2
	Quality Controller, Textiles	1	0	1	0	0	0	1	0	1
	Representative, Hotel, Tours Organisation	1	0	1	0	0	0	1	0	1
	Sales Consultant	0	2	2	0	0	0	0	2	2
	Sales Manager	0	1	1	0	0	0	0	1	1
	Sales Representative Technical	0	1	1	0	0	0	0	1	1
	Scaffolder	2	0	2	0	0	0	2	0	2
	Structural Metal Preparers And Erectors, Nec	1	0	1	0	0	0	1	0	1
	Supervisor And Foreman, Metal Moulding And Coremaking	1	0	1	0	0	0	1	0	1
	Supervisor, Panel Checking	1	0	1	0	0	0	1	0	1
	Swimming Pool Caretaker	5	0	5	0	0	0	5	0	5
	Technical Service Adviser	0	1	1	0	0	0	0	1	1
	Technician	1	0	1	0	0	0	1	0	1
	Technician / Programmer	1	0	1	0	0	0	1	0	1

Table 38 (Cont'd)- Number of valid work permits and certificates of exemption by industrial group, occupation &amp; sex, as at end of February 2024

Industrial Group	Occupation	Valid Work Permits			Certificates of Exemption			Grand Total		
		Male	Female	Both sexes	Male	Female	Both sexes	Male	Female	Both sexes
Real Estate, Renting and Business Activities (Cont'd)	Technician Polyvalent	3	0	3	0	0	0	3	0	3
	Technician, Telephones	1	0	1	0	0	0	1	0	1
	Technologist, Printing	2	0	2	0	0	0	2	0	2
	Tent Decorator	7	0	7	0	0	0	7	0	7
	Tent Erector	36	0	36	0	0	0	36	0	36
	Trainee Manager, Production/Operations	1	0	1	0	0	0	1	0	1
	Translator	1	0	1	0	0	0	1	0	1
	Waiter/Waitress	1	0	1	0	0	0	1	0	1
	Welder	2	0	2	0	0	0	2	0	2
	Welder, Mig	1	0	1	0	0	0	1	0	1
	Welders And Flame-Cutters, Nec	6	0	6	0	0	0	6	0	6
	Working Proprietor, Metal Works & Fabrication	1	0	1	0	0	0	1	0	1
	Works Manager	1	1	2	0	0	0	1	1	2
	<b>Sub Total</b>	<b>260</b>	<b>19</b>	<b>279</b>	<b>0</b>	<b>0</b>	<b>0</b>	<b>260</b>	<b>19</b>	<b>279</b>
Professional, Scientific and Technical Activities	Carer	0	2	2	0	0	0	0	2	2
	Electrician	13	0	13	0	0	0	13	0	13
	Optical Technician	1	0	1	0	0	0	1	0	1
	Plumber, General	24	0	24	0	0	0	24	0	24
	Technician	4	0	4	0	0	0	4	0	4
	<b>Sub Total</b>	<b>42</b>	<b>2</b>	<b>44</b>	<b>0</b>	<b>0</b>	<b>0</b>	<b>42</b>	<b>2</b>	<b>44</b>
Administrative and Support	Assistant Grinding Mill Operator	1	0	1	0	0	0	1	0	1
	Call Centre Operator	31	69	100	0	0	0	31	69	100
	Client Administrator	0	1	1	0	0	0	0	1	1
	Electrician	3	0	3	0	0	0	3	0	3
	Exterminator	2	0	2	0	0	0	2	0	2
	Fish Cutting And Packing Machine Operator	2	0	2	0	0	0	2	0	2
	Food Packing Operator	1	0	1	0	0	0	1	0	1
	Frigoboy	5	0	5	0	0	0	5	0	5
	Hand Packer	1	0	1	0	0	0	1	0	1
	Horticulturist Technicians	3	0	3	0	0	0	3	0	3
	Landscape	4	0	4	0	0	0	4	0	4
	Machine Operator	13	0	13	0	0	0	13	0	13
	Machine Operator (Extruder)	2	0	2	0	0	0	2	0	2
	Machine Operator, Packing	57	1	58	0	0	0	57	1	58
	Pest Control Operator	3	0	3	0	0	0	3	0	3
	Skilled Landscaping Worker	6	0	6	0	0	0	6	0	6
	Tele-Operators	0	5	5	0	0	0	0	5	5
	Tree Loppers	8	0	8	0	0	0	8	0	8
	<b>Sub Total</b>	<b>142</b>	<b>76</b>	<b>218</b>	<b>0</b>	<b>0</b>	<b>0</b>	<b>142</b>	<b>76</b>	<b>218</b>
Public Administration and Defence; Compulsory Social Security	Able Body	0	0	0	5	0	5	5	0	5
	Administrative And Technical Staff	0	0	0	3	0	3	3	0	3
	Adviser In Renal Transplant	0	0	0	1	0	1	1	0	1
	Adviser In The Field Of Paediatric Plastic And Reconstructive Surgery	0	0	0	0	1	1	0	1	1
	Captain, Flight Operations Inspector For Air Navigation Services	0	0	0	1	0	1	1	0	1
	Caregiver/Helper	0	0	0	1	0	1	1	0	1
	Chief Cook	0	0	0	1	0	1	1	0	1
	Chief Engineer	0	0	0	4	0	4	4	0	4
	Chief Engineer Officer	0	0	0	1	0	1	1	0	1
	Chief General Manager (Des)	0	0	0	1	0	1	1	0	1
	Chief Staff Officer (Technical)	0	0	0	1	0	1	1	0	1
	Chief Staff Officer (Operations)	0	0	0	1	0	1	1	0	1
	Chinese Volunteer Teacher	0	0	0	2	20	22	2	20	22
	Commandant	0	0	0	1	0	1	1	0	1
	Commander	0	0	0	1	0	1	1	0	1
	Commander (Jg)	0	0	0	1	0	1	1	0	1
	Commanding Officer	0	0	0	1	0	1	1	0	1
	Commanding Officer Cgs Barracuda	0	0	0	1	0	1	1	0	1
	Computer Engineer	0	0	0	2	0	2	2	0	2
	Consultant	0	0	0	2	0	2	2	0	2
	Consultant For The Implementation Of The E-Procurement Project	0	0	0	2	0	2	2	0	2
	Cook	0	0	0	3	0	3	3	0	3
	Cook For Mr.V.K.Johri, National Security Advisor At The Home Affairs Division	0	0	0	1	0	1	1	0	1
	Coordinator Adviser	0	0	0	1	0	1	1	0	1
	Deputy Light Rail Commissioner	0	0	0	1	0	1	1	0	1
	"Directeur Technique National" (DTN) In Boxing	0	0	0	1	0	1	1	0	1
	"Directeur Technique National" (DTN) In Weightlifting	0	0	0	1	0	1	1	0	1
	Director / Ceo	0	0	0	1	0	1	1	0	1
	Director Of The Integrity Reporting Services Agency	0	0	0	1	0	1	1	0	1
	Geotechnical Expert	0	0	0	1	0	1	1	0	1
	Head Coach Of Liverpool Football Club Academy (Mauritius)	0	0	0	1	0	1	1	0	1
	Helicopter Pilot	0	0	0	1	0	1	1	0	1
	Indian Naval Officer	0	0	0	3	0	3	3	0	3
	IT Engineer	0	0	0	1	0	1	1	0	1
	IT Engineer And Trainer	0	0	0	1	0	1	1	0	1



Table 38 (Cont'd)- Number of valid work permits and certificates of exemption by industrial group, occupation &amp; sex, as at end of February 2024

Industrial Group	Occupation	Valid Work Permits			Certificates of Exemption			Grand Total		
		Male	Female	Both sexes	Male	Female	Both sexes	Male	Female	Both sexes
Public Administration and Defence; Compulsory Social Security (Cont'd)	Itec Expert With The Special Mobile Force (SMF)	0	0	0	1	0	1	1	0	1
	Manager Capital Market	0	0	0	1	0	1	1	0	1
	And Intermediaries	0	0	0	1	0	1	1	0	1
	Manager Microfinance And Financial Co Operatives	0	0	0	1	0	1	1	0	1
	Marine Engineering Officer	0	0	0	1	0	1	1	0	1
	Mason Grade 1	0	0	0	27	0	27	27	0	27
	Master	0	0	0	2	0	2	2	0	2
	Medical Adviser In Public Health Inspection	0	0	0	1	0	1	1	0	1
	National Security Adviser	0	0	0	1	0	1	1	0	1
	Naval Officer	0	0	0	1	0	1	1	0	1
	Office Boy	0	0	0	1	0	1	1	0	1
	Officer In Charge, National Coast Guard Commando Unit	0	0	0	1	0	1	1	0	1
	Oiler	0	0	0	2	0	2	2	0	2
	Oow	0	0	0	1	0	1	1	0	1
	Oow Deck	0	0	0	3	0	3	3	0	3
	Oow Engineer	0	0	0	2	0	2	2	0	2
	Petty Officer Survey Recorders	0	0	0	2	0	2	2	0	2
	Physiotherapist	0	2	2	0	0	0	0	2	2
	Physiotherapists And Related Associate Professionals, Nec	2	0	2	0	0	0	2	0	2
	Pilot	0	0	0	2	0	2	2	0	2
	Principal Evaluator	0	0	0	0	1	1	0	1	1
	Project Coordinator	0	0	0	0	1	1	0	1	1
	Project Manager	0	0	0	3	0	3	3	0	3
	Resident Inspector For Provision Of Regulatory Oversight Functions For Air Navigation Services	0	0	0	1	0	1	1	0	1
	Senior Economist	0	0	0	1	0	1	1	0	1
	Senior Observer And Qualified Navigation Instructor	0	0	0	1	0	1	1	0	1
	Senior Project Lead	0	0	0	1	0	1	1	0	1
	Skipper	0	0	0	1	0	1	1	0	1
	Special Adviser	0	0	0	0	1	1	0	1	1
	Speech Therapist	0	1	1	0	0	0	0	1	1
	Staff Pilot, Maritime Air Squadron	0	0	0	1	0	1	1	0	1
	Staff Qf1, Maritime Air Squadron	0	0	0	1	0	1	1	0	1
	Sub-Contractor	0	0	0	2	0	2	2	0	2
	Supply Teacher For The Teaching Of Modern Chinese	0	0	0	0	1	1	0	1	1
	Technical Expert	0	0	0	3	0	3	3	0	3
	Technical Lead	0	0	0	1	0	1	1	0	1
	Technical Officer Coast Guard Ship Barracuda	0	0	0	1	0	1	1	0	1
	Trust And Corporate Administrator	1	0	1	0	0	0	1	0	1
	Tug Master	0	0	0	1	0	1	1	0	1
	Vessel Traffic System (VTS) Professional	0	0	0	3	0	3	3	0	3
	"Volontaire International En Entreprise (VIE)"	0	0	0	16	11	27	16	11	27
	"Volontaire De Solidarite International (VSI)"	0	0	0	0	1	1	0	1	1
	VTS Operator	0	0	0	2	0	2	2	0	2
	VTS Supervisor	0	0	0	1	0	1	1	0	1
	<b>Sub Total</b>	<b>3</b>	<b>3</b>	<b>6</b>	<b>142</b>	<b>37</b>	<b>179</b>	<b>145</b>	<b>40</b>	<b>185</b>
Education	Academic Chair In Ayurveda System Of Medicine	0	0	0	1	0	1	1	0	1
	Associate Professor	0	0	0	1	1	2	1	1	2
	"Attache Culturel"	0	0	0	1	0	1	1	0	1
	"Chef D'Etablissement"	0	0	0	1	0	1	1	0	1
	"Cheffe D'Etablissement"	0	0	0	0	1	1	0	1	1
	Chinese Director	0	0	0	0	1	1	0	1	1
	Chinese Teacher	0	0	0	2	2	4	2	2	4
	Commissioner	0	0	0	1	0	1	1	0	1
	Company Secretary	1	1	2	0	0	0	1	1	2
	"Conseiller De Cooperation Et D'Action Culturelle/Directrice"	0	0	0	0	1	1	0	1	1
	"Conseiller Principal D'Education"	0	0	0	0	1	1	0	1	1
	"Conseillere Principale D'Education "	0	0	0	0	1	1	0	1	1
	Cook	1	0	1	0	0	0	1	0	1
	Cooks, Nec	0	1	1	0	0	0	0	1	1
	"Directeur Administrative Et Financier"	0	0	0	1	0	1	1	0	1
	Director/Chief Executive, Corporate Organisation (Private Sector)	1	0	1	0	0	0	1	0	1
	"Directeur D'Ecole"	0	0	0	1	0	1	1	0	1
	English Teacher	0	0	0	0	1	1	0	1	1
	"Enseignant Conseiller Pedagogique"	0	0	0	0	1	1	0	1	1
	"Enseignante En Ecole Primaire"	0	0	0	0	1	1	0	1	1
	Graphic Artist	1	0	1	0	0	0	1	0	1
	Interpreter	0	0	0	2	0	2	2	0	2
	Lab Technician	3	0	3	0	0	0	3	0	3
	Labourer	5	0	5	0	0	0	5	0	5
	"Maitre Formateur"	0	0	0	0	1	1	0	1	1
	Marketing And Communication Manager	0	1	1	0	0	0	0	1	1
	Office Manager, Special Economic Interest Organisations	0	1	1	0	0	0	0	1	1
	Officer	1	0	1	0	0	0	1	0	1
	Oriental Language Teacher	1	3	4	0	0	0	1	3	4
	Primary School Teacher	0	2	2	0	0	0	0	2	2
	"Professeur D'Allemand"	0	0	0	0	1	1	0	1	1
	"Professeur D'Anglais"	0	0	0	0	2	2	0	2	2
	"Professeur De Documentation"	0	0	0	0	1	1	0	1	1

Table 38 (Cont'd)- Number of valid work permits and certificates of exemption by industrial group, occupation &amp; sex, as at end of February 2024

Industrial Group	Occupation	Valid Work Permits			Certificates of Exemption			Grand Total		
		Male	Female	Both sexes	Male	Female	Both sexes	Male	Female	Both sexes
Education (Cont'd)	"Professeur Des Ecoles "	0	0	0	4	10	14	4	10	14
	"Professeur D'Economie Et De Gestion"	0	0	0	2	1	3	2	1	3
	"Professeur D'Education Physique Et Sportive"	0	0	0	2	0	2	2	0	2
	"Professeur D'Espagnol"	0	0	0	1	2	3	1	2	3
	"Professeur D'Histoire Et De Geographie"	0	0	0	4	1	5	4	1	5
	"Professeur De Lettres Modernes"	0	0	0	2	3	5	2	3	5
	"Professeur De Mathematiques"	0	0	0	6	0	6	6	0	6
	"Professeur De Philosophie"	0	0	0	1	2	3	1	2	3
	"Professeur De Sciences De La Vie Et De La Terre "	0	0	0	1	1	2	1	1	2
	"Professeur De Sciences Economiques Et Sociales"	0	0	0	0	2	2	0	2	2
	"Professeur De Sciences Physiques"	0	0	0	1	0	1	1	0	1
	"Professeur Des Sciences Physiques Et Chimiques"	0	0	0	0	1	1	0	1	1
	"Proviseur D'Adjointe"	0	0	0	0	1	1	0	1	1
	Regional Teaching Excellence Lead	0	0	0	1	0	1	1	0	1
	Secondary Education Teacher	0	1	1	0	0	0	0	1	1
	Secretary General	0	0	0	1	0	1	1	0	1
	Senior Administrator Of Hindu Religious Organisation	1	0	1	0	0	0	1	0	1
	Senior Teacher	0	0	0	1	0	1	1	0	1
	Social Worker Professional	0	1	1	0	0	0	0	1	1
	"Stagiaire"	0	0	0	0	1	1	0	1	1
	Teacher	0	0	0	1	1	2	1	1	2
	Teacher, Physical Education	0	1	1	0	0	0	0	1	1
	Teacher, Special Education, Professional	1	0	1	0	0	0	1	0	1
	Visiting Professor	0	0	0	3	0	3	3	0	3
	"Volontaire De Solidarite International (VSI)"	0	0	0	0	2	2	0	2	2
	Yoga Instructor	0	2	2	0	0	0	0	2	2
	<b>Sub Total</b>	<b>16</b>	<b>14</b>	<b>30</b>	<b>42</b>	<b>44</b>	<b>86</b>	<b>58</b>	<b>58</b>	<b>116</b>
Health and Social Work	Aide Soignant (Garde Malade)	1	0	1	0	0	0	1	0	1
	Anaesthesia Technician	0	1	1	0	0	0	0	1	1
	Ayurvedic Physicians	0	1	1	0	0	0	0	1	1
	Ayurvedic Therapist	3	0	3	0	0	0	3	0	3
	Cardiac Anaesthetist	0	0	0	1	0	1	1	0	1
	Carer, Home	0	2	2	0	0	0	0	2	2
	Cath Lab Technician	1	0	1	0	0	0	1	0	1
	Chemical Laboratory Assistant, Medical Technician	1	0	1	0	0	0	1	0	1
	Cook	1	0	1	0	0	0	1	0	1
	Cook, Hospital	1	0	1	0	0	0	1	0	1
	Cook, Indian Cuisine	7	0	7	0	0	0	7	0	7
	Dental Aid	1	0	1	0	0	0	1	0	1
	Fast Food Operator	1	0	1	0	0	0	1	0	1
	Health Care Assistant	7	3	10	0	0	0	7	3	10
	Laboratory Technician	1	1	2	0	0	0	1	1	2
	Laboratory Technician, Chemical Laboratory	4	2	6	0	0	0	4	2	6
	Laboratory Technician, Physical Laboratory	1	1	2	0	0	0	1	1	2
	Laboratory Technicians, Nec	4	0	4	0	0	0	4	0	4
	Managing Supervisor, Beauty Salon;	0	1	1	0	0	0	0	1	1
	Medical Doctor Anaesthesia	8	0	8	0	0	0	8	0	8
	Medical Doctor, Gynaecology	1	0	1	0	0	0	1	0	1
	Medical Doctor, Radiology	3	1	4	0	0	0	3	1	4
	Medical Laboratory Technician	1	1	2	0	0	0	1	1	2
	Midwife Associate Professionals	0	1	1	0	0	0	0	1	1
	Nurse	1	1	2	0	0	0	1	1	2
	Nurse Educator, Associate Professional	1	0	1	0	0	0	1	0	1
	Nursery Skilled Worker	1	1	2	0	0	0	1	1	2
	Nursing And Midwifery Professionals, Nec	3	4	7	0	0	0	3	4	7
	Nursing Officer	40	48	88	0	0	0	40	48	88
	Nursing Superintendent	0	3	3	0	0	0	0	3	3
	Nursing Tutor	1	0	1	0	0	0	1	0	1
	Occupational Therapist	0	1	1	0	0	0	0	1	1
	Operating Theatre Technician	2	0	2	0	0	0	2	0	2
	Optometrist	0	1	1	0	0	0	0	1	1
	Ot Technician	2	0	2	0	0	0	2	0	2
	Pathologist, Forensic	2	0	2	0	0	0	2	0	2
	Physiotherapy Assistant	0	1	1	0	0	0	0	1	1
	Radiographer	6	1	7	0	0	0	6	1	7
	Registered Nurse	1	2	3	0	0	0	1	2	3
	Religious Worker, Non-Ordained	1	0	1	0	0	0	1	0	1
	Repairer, Dental Instrument	1	0	1	0	0	0	1	0	1
	Spa Therapist	5	5	10	0	0	0	5	5	10
	Specialised Nurse	9	15	24	0	0	0	9	15	24
	Specialised Physician	0	1	1	0	0	0	0	1	1
	Student Nurse	0	1	1	0	0	0	0	1	1
	Teacher, Nursery School	0	1	1	0	0	0	0	1	1
	Therapist	0	1	1	0	0	0	0	1	1
	Yoga Instructor	1	1	2	0	0	0	1	1	2
	<b>Sub Total</b>	<b>124</b>	<b>102</b>	<b>226</b>	<b>1</b>	<b>0</b>	<b>1</b>	<b>125</b>	<b>102</b>	<b>227</b>
Other Community, Social and Personal	Ac Technician	2	0	2	0	0	0	2	0	2
	Accounting Manager	1	0	1	0	0	0	1	0	1

Table 38 (Cont'd)- Number of valid work permits and certificates of exemption by industrial group, occupation &amp; sex, as at end of February 2024

Industrial Group	Occupation	Valid Work Permits			Certificates of Exemption			Grand Total		
		Male	Female	Both sexes	Male	Female	Both sexes	Male	Female	Both sexes
Other Community, Social and Personal Service (cont'd)	Arc Welder	6	0	6	0	0	0	6	0	6
	Architect, Landscape	17	0	17	0	0	0	17	0	17
	Automobile Electrician	2	0	2	0	0	0	2	0	2
	Ayurvedic Panchkarma Therapist	0	1	1	0	0	0	0	1	1
	Biologist, General	5	4	9	0	0	0	5	4	9
	Carer	0	2	2	0	1	1	0	3	3
	Choreographers And Dancers, N.E.C.	1	0	1	0	0	0	1	0	1
	Cleaner	1	0	1	0	0	0	1	0	1
	Clerk, Religious Organisation	2	0	2	0	0	0	2	0	2
	Client Administrator	0	1	1	0	0	0	0	1	1
	Computer System Designers And Analysts, Nec	0	1	1	0	0	0	0	1	1
	Consultancy To Support The Operations And Programme Unit Of The Country Office	0	0	0	1	0	1	1	0	1
	Consultant	0	0	0	1	0	1	1	0	1
	Cook, Indian Cuisine	1	0	1	0	0	0	1	0	1
	Dancer	1	0	1	0	0	0	1	0	1
	Decorator, Interior	1	0	1	0	0	0	1	0	1
	Development Control Officer	0	1	1	0	0	0	0	1	1
	Director	0	0	0	0	1	1	0	1	1
	Director Of Iora	0	0	0	0	1	1	0	1	1
	Director, Corporate Services	0	0	0	1	0	1	1	0	1
	Directors/Chief Executives, Nec	0	1	1	0	0	0	0	1	1
	Dry-Cleaning Machine Operator	1	0	1	0	0	0	1	0	1
	Economics Specialist	0	0	0	1	0	1	1	0	1
	Electro Technician	5	0	5	0	0	0	5	0	5
	Expert In Fisheries Management	0	0	0	0	1	1	0	1	1
	Factory Operator	59	0	59	0	0	0	59	0	59
	Foot Massage Therapist	0	1	1	0	0	0	0	1	1
	Football Player	30	0	30	0	0	0	30	0	30
	Giz Project Director	0	0	0	1	0	1	1	0	1
	Helper Of H.E. Salman Al Farisi, Second Secretary General	0	0	0	1	0	1	1	0	1
	Hindu Priest	3	0	3	0	0	0	3	0	3
	Housemaid	1	0	1	0	0	0	1	0	1
	Imam	4	0	4	0	0	0	4	0	4
	Individual Contractor	0	0	0	1	0	1	1	0	1
	Jockey, Professional	6	0	6	0	0	0	6	0	6
	Language And Literature Secondary Education Teacher	1	0	1	0	0	0	1	0	1
	Laundry Machine Technician	1	0	1	0	0	0	1	0	1
	Laundry Pressing Machine Operator	2	0	2	0	0	0	2	0	2
	Laundry Worker	7	0	7	0	0	0	7	0	7
	Machine Operator	2	0	2	0	0	0	2	0	2
	Machine Operator, Drying, Laundry	24	0	24	0	0	0	24	0	24
	Machine Operator, Laundering	7	0	7	0	0	0	7	0	7
	Machine Operator, Sewing	2	0	2	0	0	0	2	0	2
	Machine Operator, Textile Washing	1	0	1	0	0	0	1	0	1
	Machine Operator, Washing, Textile Fibres	1	0	1	0	0	0	1	0	1
	Make Up Artists And Massage Therapist	0	2	2	0	0	0	0	2	2
	Manager Restaurant	1	0	1	0	0	0	1	0	1
	Mason	4	0	4	0	0	0	4	0	4
	Mason, Monument	2	0	2	0	0	0	2	0	2
	Massage Therapist	0	2	2	0	0	0	0	2	2
	Minister Of Religion	12	5	17	0	0	0	12	5	17
	Musician	17	0	17	0	0	0	17	0	17
	Muslim Priest / Islamic Cultural Teacher	1	0	1	0	0	0	1	0	1
	Nadeswaram Player	1	0	1	0	0	0	1	0	1
	Nanny/Carer	0	0	0	0	1	1	0	1	1
	Occupational Therapist	0	5	5	0	0	0	0	5	5
	Officiating Priest	1	0	1	0	0	0	1	0	1
	Unit	0	0	0	1	0	1	1	0	1
	Operations Manager	1	0	1	0	1	1	1	1	2
	Oriental Language Teacher	1	0	1	0	0	0	1	0	1
	Other Optical And Electronic Equipment Operators, Nec	1	0	1	0	0	0	1	0	1
	Packing Machine Operator	3	0	3	0	0	0	3	0	3
	Painter, Artist	2	0	2	0	0	0	2	0	2
	Parish Priest	1	0	1	0	0	0	1	0	1
	Pastor	1	0	1	0	0	0	1	0	1
	Priest	16	0	16	0	0	0	16	0	16
	Procurement Associate, Operations Unit	0	0	0	0	1	1	0	1	1
	Professional Dravidian Musician ( Adheena Nadaswara Vidwan)	2	0	2	0	0	0	2	0	2
	Project Coordinator	1	0	1	0	0	0	1	0	1
	Rco, Head Of Office	0	0	0	1	0	1	1	0	1
	Religious & Social Worker	0	2	2	0	0	0	0	2	2
	Schools	2	1	3	0	0	0	2	1	3
	Religious Professionals, Nec	24	4	28	0	0	0	24	4	28
	Religious Social Worker	1	0	1	0	0	0	1	0	1
	Religious Worker, Non-Ordained	20	25	45	0	0	0	20	25	45
	Sculptor	34	1	35	0	0	0	34	1	35
	Sculptor/Designer	1	0	1	0	0	0	1	0	1

Table 38 (Cont'd)- Number of valid work permits and certificates of exemption by industrial group, occupation &amp; sex, as at end of February 2024

Industrial Group	Occupation	Valid Work Permits			Certificates of Exemption			Grand Total		
		Male	Female	Both sexes	Male	Female	Both sexes	Male	Female	Both sexes
Other Community, Social and Personal Service (cont'd)	Sculptors, Painters And Related Workers, Nec	3	0	3	0	0	0	3	0	3
	Secondary Education Teacher	1	0	1	0	0	0	1	0	1
	Seconded Director	0	0	0	1	0	1	1	0	1
	Seconded Director To Iora Secretariat	0	0	0	0	1	1	0	1	1
	Secretary General	0	0	0	1	0	1	1	0	1
	Senior Administrator Of Christian Religious Organisation	37	27	64	0	0	0	37	27	64
	Senior Administrator Of Hindu Religious Organisation	47	1	48	0	0	0	47	1	48
	Senior Administrator Of Muslim Religious Organisation	25	0	25	0	0	0	25	0	25
	Interest Organisations, Nec	1	0	1	0	0	0	1	0	1
	Senior Administrators Of Religious Organisations, Nec	5	4	9	0	0	0	5	4	9
	Spa Therapist	0	12	12	0	0	0	0	12	12
	Sports Coach	5	0	5	0	0	0	5	0	5
	Sports Officer	1	0	1	0	0	0	1	0	1
	Surveyor, General	1	0	1	0	0	0	1	0	1
	Surveyor, Land	43	0	43	0	0	0	43	0	43
	Tabla Player	4	0	4	0	0	0	4	0	4
	Tamil Priest	1	0	1	0	0	0	1	0	1
	Tamil Temple Priest	1	0	1	0	0	0	1	0	1
	Technical Manager	1	0	1	0	0	0	1	0	1
	Temple Musician (Nadeswaram Vydwan)	1	0	1	0	0	0	1	0	1
	Tent Decorator	2	0	2	0	0	0	2	0	2
	Thavil Player	1	0	1	0	0	0	1	0	1
	Trainee Director	0	1	1	0	0	0	0	1	1
	Programme Unit	0	0	0	1	0	1	1	0	1
	"Volontaire De Solidarite International (VSI)"	0	0	0	2	1	3	2	1	3
	"Volontaire International En Entreprise (VIE)"	0	0	0	5	3	8	5	3	8
	Warden, Wildlife	2	0	2	0	0	0	2	0	2
	Welder General	2	0	2	0	0	0	2	0	2
	Welder, Tig	2	0	2	0	0	0	2	0	2
	Wildlife/Conservation Volunteer	1	0	1	0	0	0	1	0	1
	<b>Sub Total</b>	<b>534</b>	<b>104</b>	<b>638</b>	<b>19</b>	<b>12</b>	<b>31</b>	<b>553</b>	<b>116</b>	<b>669</b>
Private Household With Employed Persons	Baby Sitter	0	1	1	0	0	0	0	1	1
	Care Assistant	0	1	1	0	0	0	0	1	1
	Carer	78	76	154	0	0	0	78	76	154
	Carpenter, General	1	0	1	0	0	0	1	0	1
	Cook	3	1	4	0	0	0	3	1	4
	Domestic Assistant	0	0	0	0	1	1	0	1	1
	Domestic Helpers And Cleaners, Nec	0	2	2	0	0	0	0	2	2
	Executive Housekeeper	1	0	1	0	0	0	1	0	1
	Gardener	1	0	1	0	0	0	1	0	1
	Handyman/Handywoman, Building Maintenance	1	0	1	0	0	0	1	0	1
	Head Cook	0	1	1	0	0	0	0	1	1
	Housekeeper, Domestic	2	3	5	0	0	0	2	3	5
	Housekeeper, Institutional	0	2	2	0	0	0	0	2	2
	Housekeepers And Related Workers, Institutional Nec	0	1	1	0	0	0	0	1	1
	Housekeeping And Related Service Workers, Domestic, Nec	0	2	2	0	0	0	0	2	2
	Housemaid	33	15	48	0	0	0	33	15	48
	Machine Operator, Embroidery	1	0	1	0	0	0	1	0	1
	Machine Operator, Sewing	0	1	1	0	0	0	0	1	1
	Maid, Linen	1	0	1	0	0	0	1	0	1
	Matron Housekeeping	0	1	1	0	0	0	0	1	1
	Nanny	0	3	3	0	0	0	0	3	3
	School Caretaker	0	1	1	0	0	0	0	1	1
	Spa Therapist	0	1	1	0	0	0	0	1	1
	Specialised Care Giver	0	1	1	0	0	0	0	1	1
	<b>Sub Total</b>	<b>122</b>	<b>113</b>	<b>235</b>	<b>0</b>	<b>1</b>	<b>1</b>	<b>122</b>	<b>114</b>	<b>236</b>
Extra-territorial Organisations and Bodies	Adviser And Manager	0	0	0	1	0	1	1	0	1
	"Agent Administratif"	0	0	0	4	5	9	4	5	9
	"Attache De Cooperation Educative Au Service De Cooperation Et D'Action Culturelle (SCAC)"	0	0	0	1	0	1	1	0	1
	Caregiver	0	0	0	0	1	1	0	1	1
	"Chef Regional De Securite Operationnel"	0	0	0	1	0	1	1	0	1
	Chief Of Mission	0	0	0	0	2	2	0	2	2
	Commonwealth National Climate Finance Adviser	0	0	0	1	0	1	1	0	1
	" Consule Ajointe / Cheffe De Chancellerie "	0	0	0	0	1	1	0	1	1
	'Consule Ajointe/ Secretaire Generale'	0	0	0	0	1	1	0	1	1
	Consultant	0	0	0	0	1	1	0	1	1
	Cook Of H.E Mr. Shuichiro Kawaguchi	0	0	0	1	0	1	1	0	1
	Cook Of H.E. Mr. Masahiro Kan (Ambassador Extraordinary And Plenipotentiary Of Japan To Mauritius)	0	0	0	1	0	1	1	0	1
	"Expert Confirme En Gestion De Programmes De Securite Alimentaire Et Nutritionnelle"	0	0	0	1	0	1	1	0	1
	Fisheries Mcs Expert	0	0	0	1	0	1	1	0	1
	Housekeeper Of Ms. Abigail Lynn Unger, Office Management Specialist	0	0	0	0	1	1	0	1	1
	Individual Contractor	0	0	0	0	1	1	0	1	1
	Individual Contractor For Grassroots Project	0	0	0	0	1	1	0	1	1
	Maid	0	0	0	0	2	2	0	2	2

Table 38 (Cont'd)- Number of valid work permits and certificates of exemption by industrial group, occupation &amp; sex, as at end of February 2024

Industrial Group	Occupation	Valid Work Permits			Certificates of Exemption			Grand Total		
		Male	Female	Both sexes	Male	Female	Both sexes	Male	Female	Both sexes
Extra-territorial Organisations and Bodies (Cont'd)	Personal Nanny & Housekeeper Of Ms. Alia Hirji, Chief Of Mission	0	0	0	0	1	1	0	1	1
	Research Intern	0	0	0	0	1	1	0	1	1
	Senior Domestic Worker	0	0	0	0	1	1	0	1	1
	"Volontaire International (VI) En Tant Que Charge De Mission Economique"	0	0	0	1	0	1	1	0	1
	"Volontaire De Solidarite International (VSI)"	0	0	0	1	2	3	1	2	3
	"Volontaire International En Entreprise (VIE)"	0	0	0	12	12	24	12	12	24
	<b>Sub Total</b>	<b>0</b>	<b>0</b>	<b>0</b>	<b>26</b>	<b>33</b>	<b>59</b>	<b>26</b>	<b>33</b>	<b>59</b>
<b>Total</b>		<b>28834</b>	<b>4673</b>	<b>33507</b>	<b>6901</b>	<b>144</b>	<b>7045</b>	<b>35735</b>	<b>4817</b>	<b>40552</b>

# SECTION II



## Section II - Rodrigues

### 1. Introduction

This section presents data on registered jobseekers for Rodrigues Island. The functioning of the Employment Information Centre in Rodrigues is similar to that in Mauritius.

### 2. Registered Unemployed

The number of registered unemployed as at the end of February 2024 was 3,440 (1,311 males and 2,129 females), while the number of registrants in employment amounted to 1,126 consisting of 502 males and 624 females (Table 1.1). 46% of the unemployed persons were aged between 16 and 29 years (Table 1.2).

**Table 1.1 - Number of registered Unemployed and In Employment jobseekers by sex, as at end February 2024**

<b>Registered Jobseekers</b>	<b>Male</b>	<b>Female</b>	<b>Both sexes</b>
Unemployed	1,311	2,129	3,440
In Employment	502	624	1,126
<b>Total</b>	<b>1,813</b>	<b>2,753</b>	<b>4,566</b>

**Table 1.2 - Number of registered unemployed and in employment by sex and age group, as at end February 2024**

Age group	Unemployed						In employment						Total					
	Male		Female		Total		Male		Female		Total		Male		Female		Total	
	Number	%	Number	%	Number	%	Number	%	Number	%	Number	%	Number	%	Number	%	Number	%
16 - 29	608	46	963	45	1,571	46	248	49	313	50	561	50	856	47	1,276	46	2,132	47
30 - 39	342	26	734	34	1,076	31	148	29	227	36	375	33	490	27	961	35	1,451	32
40+	361	28	432	20	793	23	106	21	84	13	190	17	467	26	516	19	983	22
<b>Total</b>	<b>1,311</b>	<b>100</b>	<b>2,129</b>	<b>100</b>	<b>3,440</b>	<b>100</b>	<b>502</b>	<b>100</b>	<b>624</b>	<b>100</b>	<b>1,126</b>	<b>100</b>	<b>1,813</b>	<b>100</b>	<b>2,753</b>	<b>100</b>	<b>4,566</b>	<b>100</b>

The educational attainment of unemployed registrants was mainly in the category “Form I to V (including SC failed)” at 38%. Only 79 registrants had their Higher School Certificate. The length of unemployment of 17% of the registered unemployed was less than 2 years, and about 69% had been looking for work for 5 years or more. The average length of registration worked out to 4.1 years. The average length of registration for females being slightly higher than that of males, 4.0 years compared to 4.2 years (Tables 1.3 and 1.4).

**Table 1.3 - Registered unemployed jobseekers by qualification and sex, as at end of February 2024**

Qualification	Male		Female		Total	
	Number	%	Number	%	Number	%
Education Nil + Std VI Failed	491	37	389	18	880	26
Standard VI Passed	177	14	242	11	419	12
Form I to V (including SC failed)	410	31	912	43	1,322	38
SC	201	15	497	23	698	20
HSC	19	1	60	3	79	2
Professional	13	1	29	1	42	1
<b>Total</b>	<b>1,311</b>	<b>100</b>	<b>2,129</b>	<b>100</b>	<b>3,440</b>	<b>100</b>

As regards previous work experience, 505 registrants had, in the past, worked or were qualified to work as “Craft and related trades workers”. The proportion of those who have never worked and did not possess any technical or professional qualifications is higher among female unemployed; 12% of the latter have never worked, compared to 4% of males unemployed (Table 1.5).

### **3. New registrants and re-registrants**

For the month of February 2024, 64 new unemployed jobseekers have registered themselves consisting of 20 males and 44 females. The number of unemployed re-registrants and the number of unemployed jobseekers who reported for maintaining their registration are 42 (17 males and 25 females) and 810 (304 males and 506 females) respectively.

For in employment, there were 1 female new registrant and 13 re-registrants (9 males and 4 females). 306 (123 males and 183 females) in employment registrants reported to the Employment Information Centres to maintain their registration (Table 1.6).

### **4. Registered unemployed with disabilities**

Among the 3,440 unemployed registrants, there were 11 persons with disabilities who were looking for work comprising of 6 males and 5 females (Table 1.7).



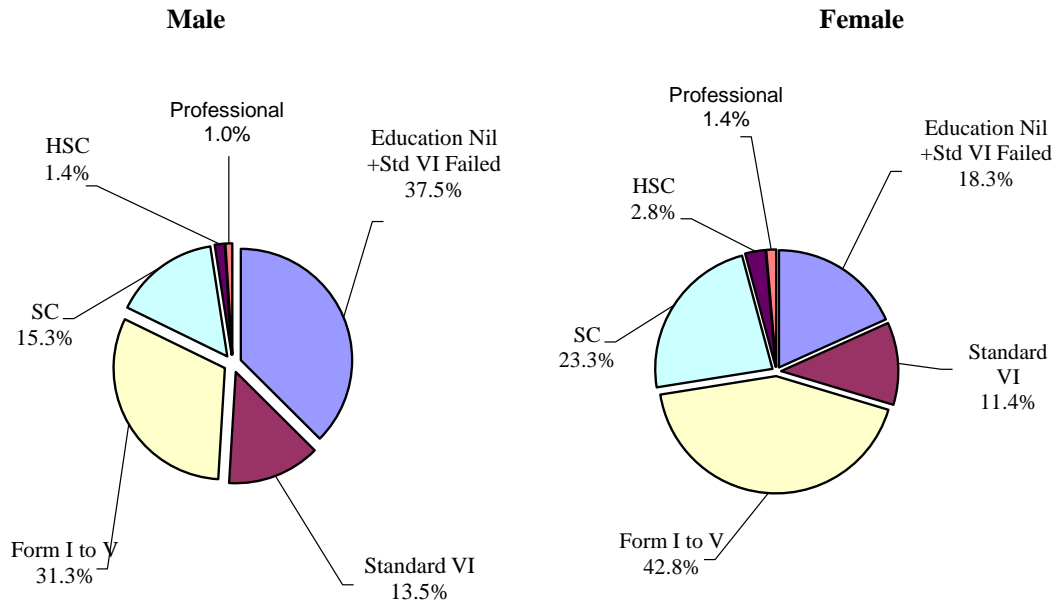
**Table 1.4 - Number of registered unemployed by qualification, length of registration, sex and age-group, Island of Rodrigues, as at end of February 2024**

Qualification	Age-group Length of Registration	Male					Female					Both sexes				
		16 - 19	20 - 29	30 - 39	40+	Total	16 - 19	20 - 29	30 - 39	40+	Total	16 - 19	20 - 29	30 - 39	40+	Total
Education Nil +Std VI Failed	Less than 1 year	3	10	6	9	28	2	10	4	5	21	5	20	10	14	49
	1 yr but < 2 yrs	2	11	9	14	36	1	14	5	10	30	3	25	14	24	66
	2 yrs but < 3 yrs	0	9	4	3	16	0	4	4	4	12	0	13	8	7	28
	3 yrs but < 4 yrs	0	4	4	3	11	0	4	5	4	13	0	8	9	7	24
	4 yrs but < 5 yrs	0	7	3	5	15	0	3	4	3	10	0	10	7	8	25
	5 yrs and above	0	25	108	252	385	0	18	105	180	303	0	43	213	432	688
	<b>Total</b>	<b>5</b>	<b>66</b>	<b>134</b>	<b>286</b>	<b>491</b>	<b>3</b>	<b>53</b>	<b>127</b>	<b>206</b>	<b>389</b>	<b>8</b>	<b>119</b>	<b>261</b>	<b>492</b>	<b>880</b>
Standard VI (Passed)	Less than 1 year	4	10	1	3	18	15	18	1	0	34	19	28	2	3	52
	1 yr but < 2 yrs	1	13	2	2	18	0	11	5	3	19	1	24	7	5	37
	2 yrs but < 3 yrs	0	2	2	0	4	0	2	3	1	6	0	4	5	1	10
	3 yrs but < 4 yrs	0	2	1	0	3	0	2	2	0	4	0	4	3	0	7
	4 yrs but < 5 yrs	0	4	0	0	4	0	7	0	1	8	0	11	0	1	12
	5 yrs and above	0	46	55	29	130	0	57	71	43	171	0	103	126	72	301
	<b>Total</b>	<b>5</b>	<b>77</b>	<b>61</b>	<b>34</b>	<b>177</b>	<b>15</b>	<b>97</b>	<b>82</b>	<b>48</b>	<b>242</b>	<b>20</b>	<b>174</b>	<b>143</b>	<b>82</b>	<b>419</b>
Form I to V (including SC failed)	Less than 1 year	19	19	1	1	40	27	24	3	0	54	46	43	4	1	94
	1 yr but < 2 yrs	7	38	3	1	49	6	56	2	1	65	13	94	5	2	114
	2 yrs but < 3 yrs	1	37	0	0	38	0	32	3	1	36	1	69	3	1	74
	3 yrs but < 4 yrs	0	27	2	0	29	0	43	5	0	48	0	70	7	0	77
	4 yrs but < 5 yrs	0	29	1	2	32	0	42	3	3	48	0	71	4	5	80
	5 yrs and above	0	88	101	33	222	0	201	328	132	661	0	289	429	165	883
	<b>Total</b>	<b>27</b>	<b>238</b>	<b>108</b>	<b>37</b>	<b>410</b>	<b>33</b>	<b>398</b>	<b>344</b>	<b>137</b>	<b>912</b>	<b>60</b>	<b>636</b>	<b>452</b>	<b>174</b>	<b>1,322</b>

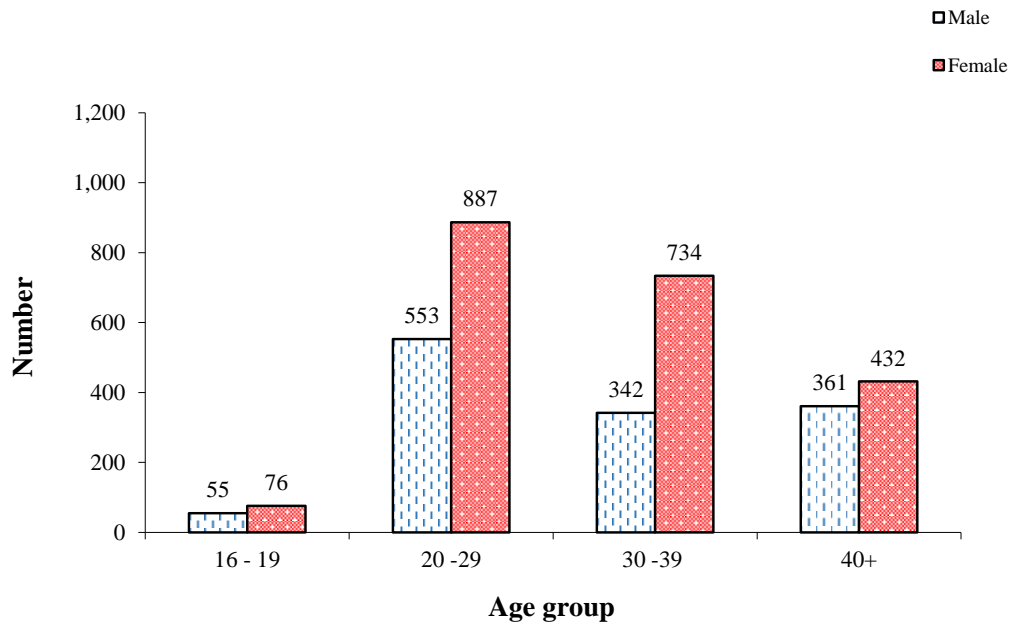
Table 1.4 (cont'd) - Number of registered unemployed by qualification, length of registration, gender and age group, Island of Rodrigues, as at end of February 2024

Qualification	Age-group Length of Registration	Male					Female					Both sexes				
		16 - 19	20 - 29	30 - 39	40+	Total	16 - 19	20 - 29	30 - 39	40+	Total	16 - 19	20 - 29	30 - 39	40+	Total
SC	Less than 1 year	14	23	0	0	37	22	16	0	0	38	36	39	0	0	75
	1 yr but < 2 yrs	4	14	0	0	18	2	27	0	0	29	6	41	0	0	47
	2 yrs but < 3 yrs	0	18	0	0	18	0	29	0	0	29	0	47	0	0	47
	3 yrs but < 4 yrs	0	10	0	0	10	0	26	0	1	27	0	36	0	1	37
	4 yrs but < 5 yrs	0	16	1	0	17	0	31	0	1	32	0	47	1	1	49
	5 yrs and above	0	63	34	4	101	0	143	163	36	342	0	206	197	40	443
	<b>Total</b>	<b>18</b>	<b>144</b>	<b>35</b>	<b>4</b>	<b>201</b>	<b>24</b>	<b>272</b>	<b>163</b>	<b>38</b>	<b>497</b>	<b>42</b>	<b>416</b>	<b>198</b>	<b>42</b>	<b>698</b>
HSC	Less than 1 year	0	7	0	0	7	1	12	0	0	13	1	19	0	0	20
	1 yr but < 2 yrs	0	2	0	0	2	0	7	0	0	7	0	9	0	0	9
	2 yrs but < 3 yrs	0	5	0	0	5	0	12	0	0	12	0	17	0	0	17
	3 yrs but < 4 yrs	0	1	0	0	1	0	4	0	0	4	0	5	0	0	5
	4 yrs but < 5 yrs	0	2	0	0	2	0	2	0	0	2	0	4	0	0	4
	5 yrs and above	0	2	0	0	2	0	12	10	0	22	0	14	10	0	24
	<b>Total</b>	<b>0</b>	<b>19</b>	<b>0</b>	<b>0</b>	<b>19</b>	<b>1</b>	<b>49</b>	<b>10</b>	<b>0</b>	<b>60</b>	<b>1</b>	<b>68</b>	<b>10</b>	<b>0</b>	<b>79</b>
Professional	Less than 1 year	0	1	0	0	1	0	4	1	0	5	0	5	1	0	6
	1 yr but < 2 yrs	0	2	0	0	2	0	0	0	0	0	0	2	0	0	2
	2 yrs but < 3 yrs	0	0	0	0	0	0	2	0	0	2	0	2	0	0	2
	3 yrs but < 4 yrs	0	0	0	0	0	0	0	0	0	0	0	0	0	0	0
	4 yrs but < 5 yrs	0	3	0	0	3	0	0	0	0	0	0	3	0	0	3
	5 yrs and above	0	3	4	0	7	0	12	7	3	22	0	15	11	3	29
	<b>Total</b>	<b>0</b>	<b>9</b>	<b>4</b>	<b>0</b>	<b>13</b>	<b>0</b>	<b>18</b>	<b>8</b>	<b>3</b>	<b>29</b>	<b>0</b>	<b>27</b>	<b>12</b>	<b>3</b>	<b>42</b>
<b>Grand Total</b>		<b>55</b>	<b>553</b>	<b>342</b>	<b>361</b>	<b>1,311</b>	<b>76</b>	<b>887</b>	<b>734</b>	<b>432</b>	<b>2,129</b>	<b>131</b>	<b>1,440</b>	<b>1,076</b>	<b>793</b>	<b>3,440</b>

**Figure 7 - Registered unemployed (%) by educational attainment for Island of Rodrigues, as at end of February 2024**



**Figure 8 - Number of registered unemployed by age group & sex for Island of Rodrigues, as at end of February 2024**



**Table 1.5 - Number of registered unemployed by occupational group and sex, Island of Rodrigues, as at end of February 2024**

Occupational group	Male	Female	Both sexes
Managers	2	11	13
Professionals	18	20	38
Technicians & Associate Professionals	32	87	119
Clerical support workers	19	162	181
Service & sales workers	107	584	691
Skilled agricultural, forestry & fishery workers	142	54	196
Craft & related trades workers	309	196	505
Plant & machine operators & assemblers	102	48	150
Elementary occupations	528	708	1,236
New workers seeking employment	52	259	311
<b>Total</b>	<b>1,311</b>	<b>2,129</b>	<b>3,440</b>

**Table 1.6 - Number of Unemployed and In Employment new registrants, re-registrants & those who reported for maintaining their registration by sex, Island of Rodrigues, February 2024**

Type of registration	Unemployed			In Employment			Total		
	Male	Female	Both sexes	Male	Female	Both sexes	Male	Female	Both sexes
New Registration	20	44	64	0	1	1	20	45	65
Re-registration	17	25	42	9	4	13	26	29	55
Reported	304	506	810	123	183	306	427	689	1,116
<b>Total</b>	<b>341</b>	<b>575</b>	<b>916</b>	<b>132</b>	<b>188</b>	<b>320</b>	<b>473</b>	<b>763</b>	<b>1,236</b>

**Table 1.7 - Number of registered unemployed with disabilities by nature of disability and sex, Island of Rodrigues, as at end of February 2024**

<b>Nature of disability</b>	<b>Male</b>	<b>Female</b>	<b>Both sexes</b>
Abnormal movement of body parts	0	1	1
Deformation of body parts since birth	1	0	1
Disabled following surgical operation or illness	1	1	2
Disabled due to accidents	1	0	1
Epileptic	1	1	2
Partly Blind	1	1	2
Partly Deaf	1	1	2
<b>Total</b>	<b>6</b>	<b>5</b>	<b>11</b>

## GLOSSARY

***Active Population or Labour Force*** - active population or labour force is made up of employed and unemployed population.

***Activity Rate*** - activity rate is the ratio (%) of labour force to population aged 16+ (active and inactive population)

***Back to Work Programme (BTWP)*** - a programme launched in June 2015, is meant for women above 35 years of age to enable them take up or resume employment. All women should register first as unemployed at the EIC before applying at BTWP.

***Certificate of Exemption***- the Employment (Non-Citizens) (Restriction) Exemptions Regulations 1970, stipulates that certain categories of expatriates are exempted from a work permit during his/her period of employment in Mauritius.

***De-Registration*** - jobseekers who fail to maintain their registration during the month and consequently their applications are removed from the live register and placed in a dormant register.

***Disability*** - any limitation to perform a daily life activity in a manner considered normal for persons of their age.

***Dual Training Programme (DTP)*** - a programme launched in 2015 is a mix of practical on-the-job training and classroom studies. The main objective of the DTP is to address the problem of skills mismatch in the labour market and to ensure the availability of skilled manpower for employers.

***Educational attainment*** - the highest level of education completed, whereas for persons attending school, it refers to the standard, form or course being attended.

***Employment*** - employed population aged 16 years and above (16+) who have worked for pay, profit or family gain for at least one hour during the reference week of a month. It includes those who are temporarily absent from work for reasons such as leave with pay, leave without pay and temporary disorganisation of work (bad weather, breakdown of equipment, lack of order, etc.).

***Employment Information Centres (EIC)*** - the thirteen public Employment Office found in Mauritius and one in Rodrigues where among others attention is being given to jobseekers.

**Industrial Group** - the national classification based on ISIC (International Industrial Classification of Economic Activities) Rev 3 of United Nations is the reference classification of productive activities. Its main purpose is to provide a set of activity categories that can be utilised for the collection and reporting of statistics according to such activities.

**In-employment jobseekers at EIC** - persons who are in some sort of employment and are in search of a well remunerated or secured job.

**Inflation rate** - inflation rate as measured by the Consumer Price Index (CPI) is the percentage change in the level of prices from one period to another. It is measured by comparing the average level of prices during a twelve-month period with the average level during the corresponding previous twelve-month period. The CPI is an indicator of changes over time in the general level of goods and services acquired by Mauritian consumers.

**Jobseeker** - Any citizen of Mauritius aged 16 years and above who is actively looking for employment and is available to work.

**Job Management System** - The website of the National Employment Department, where employers and jobseekers interact freely. The website <https://mauritiusjobs.govmu.org> was launched in June 2014. Jobseekers register their Curriculum Vitae (CV) and apply for jobs; while employers input vacancies and search for candidates.

**Labour migration** - The movement of people from one country to another for employment in a better environment.

**Live Register** - the database of jobseekers who are registering at the National Employment Department.

**Magazine de L'Emploi et des Metiers** - A television programme for broadcast of vacancies and information on the world of work. It also includes radio talk shows and debates on television relating to the labour market.

**New registrant** - a jobseeker who apply for registration for the first time at the National Employment Department.

**New and renewed work permit** - Each time when enterprises initially apply for the work permit of foreign workers for the first time at the Ministry of Labour, Human Resource Development and

Training and employ them for the first time, the work permit is considered as new. In case the foreigners move from the actual enterprise for another enterprise, the valid work permit is cancelled and again a new work permit rather than renewed work permit is issued. But in case of expiry of the current work permit and the foreign worker is still working for the same enterprise, the work permit is renewed. Applications should be submitted two months prior to the expiry of the current work permit. Applications for renewal of work permits received after expiry of current work permits is not accepted

**Occupational Group** - the National Classification of Occupations 2009 (NCO-09) adopted from International Standards Classification of Occupations 2008 (ISCO-08) which is a document of the International Labour Organisation (ILO) and is a tool for organising jobs in a clearly defined set of groups and according to the specificity of the tasks and duties undertaken in the job.

**Placement** - the offer of a decent and remunerative job/internship to a jobseeker.

**Public Sector** - It comprises of organisations that are owned and operated by Government and exist to provide services for its citizens.

**Real Gross Domestic Product (GDP) Growth Rate** - the rate of change that GDP at basic prices (amount receivable by the producer exclusive of taxes and inclusive of subsidies on products) changes/grows from one year to another after removing price effect. GDP is the aggregate money value of all goods and services produced within a country out of economic activity during a specified period, usually a year, before provision for the consumption of fixed capital.

**Registered unemployed and in-employment at EIC** - Only those persons who actively and continuously maintain their registration at EIC are included as registered. The live register comprise of new registrants, re-registrants and those maintaining their registration.

**Reported** - jobseekers who are maintaining their names on the live register of the National Employment Department.

**Re-registrants** - those who have ceased registration for a period not exceeding two years, and come back to be re-admitted on the live register. If the break is more than two years then the case will be considered as a new one.

**Trainee Engineer Scheme** – Government announced a special scheme in the Budget Programme 2016 – 2017. The scheme aimed at providing practical training for graduates in Engineering in order to enable



them to qualify for registration with the Council of Registered Professional Engineers (CRPE) of Mauritius and to operate as full-fledged Engineers.

**Unemployment (Continuous Multi-Purpose Household Survey)** - unemployment population comprise all Mauritians aged 16+ who are not working but who are looking for work and are available for work during the reference period.

**Unemployed registered jobseekers at EIC** - jobseekers aged 16 years and above registered as unemployed at EIC who are without work, currently available for work and actively seeking for work limited to Mauritian citizen residing in Mauritius and Rodrigues Island.

**Unemployment rate** - unemployment rate is the ratio (%) of unemployment to labour force.

**Vacancy** - a position in an enterprise that is vacant and a call for suitable candidate is being made.

**Valid work permit** - The non-citizens (Employment Restriction) Act 1973, stipulates that a non-citizen shall not engage in any occupation in Mauritius for reward or profit or be employed in Mauritius unless there is in force in relation to him a valid permit and he engages in the occupation, or is employed in accordance with any condition which may be specified in the permit. The Act also stipulates that “no person shall have a non-citizen in his employment in Mauritius without there being in force a valid permit in relation to that employment.”

**Work Permit** - a legal document authorising a person under certain conditions to take employment in Mauritius.

**Workfare Programme** - The Workfare Programme (WP) was initiated by Government to protect laid off workers in the difficult phase of their lives by providing them financial relief and assistance in terms of job placement, training /re-skilling and starting up a business. It has been incorporated in the new Labour Laws under the Employment Rights Act 2008 and became effective following proclamation of the Act on 02 February 2009.

**Youth Employment Programme (YEP)** - a programme which started in 2013 for unemployed youth aged between 16 and 35 years and provides them with training and placement in an enterprise for an initial period of one year with the possibility of one additional year of placement with another enterprise. All youth should register first as unemployed at the EIC before applying at YEP.



## **NATIONAL EMPLOYMENT DEPARTMENT**

11<sup>th</sup> Floor, Victoria House,  
C/r St Louis & Barracks Streets,  
Port-Louis

■ Mauritius Jobs  
405 0129  
<https://mauritiusjobs.govmu.org/>

■ Back To Work Programme  
405 0120 / 405 0121  
[www.backtowork.mu](http://www.backtowork.mu)

■ Dual Training Programme  
405 0123  
<https://mauritiusjobs.govmu.org/>

■ Youth Employment Programme  
405 0111 / 36  
405 0185 / 82  
[www.yep.mu](http://www.yep.mu)

■ Labour Market Information System  
405 0126 / 27  
<https://mauritiusjobs.govmu.org/>

■ Trainee Engineer Scheme  
405 0131 / 405 0122  
<https://mauritiusjobs.govmu.org/>